

10 LESSON PLANS

W.2.3
Lesson Plans

2nd Grade Writing Lesson	W.2.3	W.2.3 lesson 1 Continued
I can write personal and fictional narrative pieces.		
Write narratives in which they recount a well-elaborated event or short sequence of events, include details to describe actions, thoughts, and feelings, use temporal words to signal event order, and provide a sense of closure.		
Focus: What are narratives?		
Activities to Teach		

Suggested Mentor Text	
FOCUS: Narrative Writing	
What You Know First by Patricia MacLachlan	Roller Coaster by Maria Frazee
Every Friday by Dan Yaccarino	Chicken Sunday by Patricia Polacco
Fireflies by Julie Brinklow	When I Was Young and the Mountains by Cynthia Rylant
Don't Moon	Grumpy Pie

Narrative Writing
Personal Narrative- author writes about a sequenced event or experience in his or her life
Fictional Narrative- author writes about a sequenced event in the form of a story
-Always tell the Who, What, When, Where, and How of the event

Narrative
Fictional
Narrative
Personal

A story you wrote about a time you lost a tooth.	A story you wrote about a princess shiring armor saving knight.
A story you wrote about a boy climbing a tree and falling out.	A story you wrote about a time you got a shot to feel better.
A story you wrote about a time you won a race.	A story you wrote about a coyote and roadrunner being friends.
A story you wrote about a group of farm animals being friends.	A story you wrote about a time you fought with a friend.

Stand Up- Hand Up- Pair Up Question 1
Why are introductions important in a narrative writing piece?

Stand Up- Hand Up- Pair Up Question 2
Why does the author need describe the events in order?

Stand Up- Hand Up- Pair Up Question 3
Why is it important for the author to add details to the facts for the events?

I had been looking forward to my friend sleepover for weeks. My boys were all packed up and I started to feel pretty lousy. First, I came in and took my temperature. Then, she told me I was sick. This was devastating to me. I told her what I was scared of all along. I told her I couldn't go to the party. So she had to call my friend and tell him I had the flu. I know that next year, I will be washing my hands more often!

Have you ever had to stand in front of a crowd? I have and let me tell you, it was not great news. After we learned about it, we were going to put on a play. I'm very shy, so I practiced every day. Then, it was finally time!

Narrative Writing Piece

2nd Grade Writing Lesson	W.2.3	W.2.3 lesson 2 Continued
I can write personal and fictional narrative pieces.		
Write narratives in which they recount a well-elaborated event or short sequence of events, include details to describe actions, thoughts, and feelings, use temporal words to signal event order, and provide a sense of closure.		
Focus: Brainstorming and Focusing on Smaller Moments		
Activities to Teach		

Introduction
Big Events
Details

2nd Grade Writing Lesson	W.2.3	W.2.3 lesson 3 Continued
I can write personal and fictional narrative pieces.		
Write narratives in which they recount a well-elaborated event or short sequence of events, include details to describe actions, thoughts, and feelings, use temporal words to signal event order, and provide a sense of closure.		
Focus: Brainstorming and Focusing on Smaller Moments		
Activities to Teach		

What We Can Write

Big Idea: going to England	Big Idea: my birthday party
Big Idea: a fun vacation	Big Idea: my friend

Things I Can Write About

2nd Grade Writing Lesson	W.2.3	W.2.3 lesson 3 Continued
I can write personal and fictional narrative pieces.		
Write narratives in which they recount a well-elaborated event or short sequence of events, include details to describe actions, thoughts, and feelings, use temporal words to signal event order, and provide a sense of closure.		
Focus: Writing Introductions		
Activities to Teach		

Narrative Writing

2nd Grade Writing Lesson	W.2.3	W.2.3 lesson 4 Continued
I can write personal and fictional narrative pieces.		
Write narratives in which they recount a well-elaborated event or short sequence of events, include details to describe actions, thoughts, and feelings, use temporal words to signal event order, and provide a sense of closure.		
Focus: Body and Feeling		
Activities to Teach		

Introductions

In narrative writing, introductions are very important.

They will introduce the story to your reader and HOOK them. (or interest them)

This piece comes of the beginning before you begin to explain the events.

Strong Ways to Begin

- Dialogue
- Asking a question
- Describing something in detail
- Giving a Fact
- Using onomatopoeia

2nd Grade Writing Lesson	W.2.3	W.2.3 lesson 4 Continued
I can write personal and fictional narrative pieces.		
Write narratives in which they recount a well-elaborated event or short sequence of events, include details to describe actions, thoughts, and feelings, use temporal words to signal event order, and provide a sense of closure.		
Focus: Body and Feeling		
Activities to Teach		

What We Can Write

Big Idea: going to England	Big Idea: my birthday party
Big Idea: a fun vacation	Big Idea: my friend

Things I Can Write About

2nd Grade Writing Lesson	W.2.3	W.2.3 lesson 4 Continued
I can write personal and fictional narrative pieces.		
Write narratives in which they recount a well-elaborated event or short sequence of events, include details to describe actions, thoughts, and feelings, use temporal words to signal event order, and provide a sense of closure.		
Focus: Body and Feeling		
Activities to Teach		

Writing Introduction

2nd Grade Writing Lesson	W.2.3	W.2.3 lesson 4 Continued
I can write personal and fictional narrative pieces.		
Write narratives in which they recount a well-elaborated event or short sequence of events, include details to describe actions, thoughts, and feelings, use temporal words to signal event order, and provide a sense of closure.		
Focus: Body and Feeling		
Activities to Teach		

Introductions

In narrative writing, introductions are very important.

They will introduce the story to your reader and HOOK them. (or interest them)

This piece comes of the beginning before you begin to explain the events.

Strong Ways to Begin

- Dialogue
- Asking a question
- Describing something in detail
- Giving a Fact
- Using onomatopoeia

2nd Grade Writing Lesson	W.2.3	W.2.3 lesson 4 Continued
I can write personal and fictional narrative pieces.		
Write narratives in which they recount a well-elaborated event or short sequence of events, include details to describe actions, thoughts, and feelings, use temporal words to signal event order, and provide a sense of closure.		
Focus: Body and Feeling		
Activities to Teach		

© 2015 by Scholastic Teaching Resources. All rights reserved. This work is derived from Scholastic Teaching Resources' *Writing Workshop* curriculum. For more information, visit www.scholastic.com/teachers.

10 LESSON PLANS CONTINUED

The Body

In narrative writing, the body writing is the middle part. It's the entire story is told.

This is the entire middle section between the introduction and conclusion.

You must...
-tell the events in order (see

Mom and I drove to the local pizza place. We hopped out of the car and walked up the front door.

Grandma showed her recipe cabinet. I counted thirty three whole colored wads.

The chef himself opened the front door and invited us in. I was more nervous than I had ever been in my life.

He walked us over to my mercantile milk chest.

My brother and cousin challenged me to a difficult task. We played Darg in the pool. They challenged me to jump off the high diving board.

I accepted the dare and walked over to the high dive. I looked up at the high dive from underneath and got a nervous pang in my stomach.

I walked up the ladder. How strange it

Narrative Writing

Name: _____
Date: _____

Finish: _____
Start: _____

Story:

Name: _____
Date: _____

Finish: _____
Start: _____

Adding Details

Name: _____
Date: _____

Small moment: _____
Small moment: _____

Actions that happened: _____
Actions that happened: _____

How I felt: _____
How I felt: _____

2nd Grade Writing Lesson

W.2.3 Lesson 5

I can write personal and fictional narratives.

Focus: **Adding Details**

Activities: **Lesson 5**

Stage 1: Teacher will display an object or picture...
Stage 2: Students will work in pairs to write a narrative...
Stage 3: Students will write a narrative...
Stage 4: Students will write a narrative...
Stage 5: Students will write a narrative...

Action and Feel

cry

win

eat

Describing

Name: _____

Describe thoughts and feelings. They will choose...

Describing

Name: _____

Then, I saw the ink and the paper and immediately knew how I wanted to make my invitations look. I spent three hours writing, doodling, and adding envelopes. I couldn't wait until my friends came over.

After that, I chatted with my friends for thirty minutes. Being at camp was really fun, but it was hard to be away from my mom. I missed her a lot, so I felt lucky that I got to call her every day.

Some things that may have been said:

Adding Details

Name: _____

Focus: **Adding Details**

Activities: **Lesson 6**

Stage 1: Teacher will display an object or picture...
Stage 2: Students will work in pairs to write a narrative...
Stage 3: Students will write a narrative...
Stage 4: Students will write a narrative...
Stage 5: Students will write a narrative...

Adding Details

Name: _____

Focus: **Adding Details**

Activities: **Lesson 6**

Stage 1: Teacher will display an object or picture...
Stage 2: Students will work in pairs to write a narrative...
Stage 3: Students will write a narrative...
Stage 4: Students will write a narrative...
Stage 5: Students will write a narrative...

2nd Grade Writing Lesson

W.2.3 Lesson 6

I can write personal and fictional narratives.

Focus: **Adding Details**

Activities: **Lesson 6**

Stage 1: Teacher will display an object or picture...
Stage 2: Students will work in pairs to write a narrative...
Stage 3: Students will write a narrative...
Stage 4: Students will write a narrative...
Stage 5: Students will write a narrative...

Conclusion

In narrative writing, conclusions are also very important and conclude the story.

They can:
-give a sense of closure
-wrap up your piece

Strong Ways to End:
-Strong Feelings
-Give a Suggestion
-Ask a Question
-Vivid Strong Image
-Lesson Learned
-Hope or Wish

Conclusion

Strong Conclusion

Those are all the sequential events of my story.

Do you think you'd ever eat chili pepper now that you've heard my story?

That is the last event of the world's best vacation.

I learned that I'll never be up until 1:00am on a night ever again.

I can still remember the soft feel of Walter's fur and the cold feel of his nose.

That is the end of my story about the first day I had my hermit crab.

That was one of my proudest moments of my whole life and I don't ever think it'll be topped.

The end.

CONCLUSIONS

SUGGESTIVE

VIVID IMAGES

STRONG FEELINGS

QUESTIONING

LESSON LEARNED

HOPE OR WISH

Writing Conclusions

Name: _____

Focus: **Writing Conclusions**

Activities: **Lesson 7**

Stage 1: Teacher will display an object or picture...
Stage 2: Students will work in pairs to write a narrative...
Stage 3: Students will write a narrative...
Stage 4: Students will write a narrative...
Stage 5: Students will write a narrative...

2nd Grade Writing Lesson

W.2.3 Lesson 7

I can write personal and fictional narratives.

Focus: **Writing Conclusions**

Activities: **Lesson 7**

Stage 1: Teacher will display an object or picture...
Stage 2: Students will work in pairs to write a narrative...
Stage 3: Students will write a narrative...
Stage 4: Students will write a narrative...
Stage 5: Students will write a narrative...

Fictional Narratives

Author writes about a sequenced event in the story -not a personal narrative.





-Always tell the Why, When, Where, and How event

They can be:
-realistic
-historical
-fantasy or make-believe

Character: Musician	Setting: School
Problem: Got lost	Solution: Read a book
Character: Farmer	Setting: Police Station
Problem: Got hurt	Solution: Made new friends
Character: Scientist	Setting: Gymnasium
Problem: Battled an enemy	Solution: Read a map


at next time you're in your room, you make a date for children in need.

10 LESSON PLANS CONTINUED


<p>Name _____ Write at the words, when, and today</p> <h3>Narrative Writing</h3> <p>What happened first? What happened next? What happened after that?</p>			<p>Name _____ Write at the words, when, and today</p> <h3>Narrative Pre-Write</h3> <p>Title: _____ Big Event: _____</p> <p>Clever Introduction</p> <table border="1"><tr><td>First</td><td>Next</td><td>Last</td></tr></table>	First	Next	Last	<p>Name _____ Write at the words, when, and today</p> <p>_____</p> <p>_____</p>	<p>Name _____ Write at the words, when, and today</p> <p>_____</p> <p>_____</p>												
First	Next	Last																		
<p>2nd Grade Writing Lesson</p> <p>W.2.3</p> <p>1 can write personal and fictional narratives.</p> <p>Write narratives in which they recount a well-elaborated short sequence of events, include details to describe actions, thoughts, and feelings, use temporal words to signal events, and provide a sense of closure.</p> <p>Focus: Pacing & All Together 1</p> <p>LESSON 8</p> <p>Step 1: Show the guidelines of narrative writing and what each piece needs.</p> <p>Step 2: Put the writing prompt on the board for students to read and think about.</p> <p>Step 3: Have students work on their brainstorming paper independently. Turn on path music and set timer.</p> <p>Step 4: Once students brainstorm and review their big idea, have students narrate with details. They will fill out their writing graphic organizer. Students turn their in to their teacher to discuss for corrections.</p> <p>Step 5: What teacher conferences: ability to help students reflect on personal narrative writing, they will read to their narrative piece this a first draft.</p> <p>Step 6: Students that are unable to read their narrative proper to their class to their peer readers.</p>	<h3>Narrative Writing</h3> <p>Personal Narrative- author write about a sequenced event of experience in his or her life</p> <p>Fictional Narrative- author write about a sequenced event in the form of a story</p> <p>-Always tell the Who, What, Where, and How of the event</p> <p>3 Parts to a Narrative Piece</p> <table border="1"><tr><td>Introduction to Event</td><td>How can you hook your reader? How can you get their attention while introducing your event?</td></tr><tr><td>Body</td><td>What events happen then, and how do they include who, when, and where?</td></tr></table>	Introduction to Event	How can you hook your reader? How can you get their attention while introducing your event?	Body	What events happen then, and how do they include who, when, and where?	<h3>Prompt #1</h3> <h2>Write a personal narrative about a time you got hurt.</h2> 	<p>Name _____ Write at the words, when, and today</p> <h3>Narrative Writing</h3> <p>Small Moments That Happened Within (Actions/Feelings)</p> <p>Big Moment</p>	<p>Name _____ Write at the words, when, and today</p> <h3>Narrative Pre-Write</h3> <p>Title: _____ Big Event: _____</p> <p>Clever Introduction</p> <table border="1"><tr><td>First</td><td>Next</td><td>Last</td></tr></table>	First	Next	Last	<p>Name _____ Write at the words, when, and today</p> <p>_____</p> <p>_____</p>								
Introduction to Event	How can you hook your reader? How can you get their attention while introducing your event?																			
Body	What events happen then, and how do they include who, when, and where?																			
First	Next	Last																		
<p>2nd Grade Writing Lesson</p> <p>W.2.3</p> <p>1 can write personal and fictional narratives.</p> <p>Write narratives in which they recount a well-elaborated short sequence of events, include details to describe actions, thoughts, and feelings, use temporal words to signal events, and provide a sense of closure.</p> <p>Focus: Pacing & All Together 2</p> <p>LESSON 9</p> <p>Step 1: Show the guidelines of narrative writing and what each piece needs.</p> <p>Step 2: Put the writing prompt on the board for students to read and think about.</p> <p>Step 3: Have students work on their brainstorming paper independently. Turn on path music and set timer.</p> <p>Step 4: Once students brainstorm and review their big idea, have students narrate with details. They will fill out their writing graphic organizer. Students turn their in to their teacher to discuss for corrections.</p> <p>Step 5: What teacher conferences: ability to help students reflect on personal narrative writing, they will read to their narrative piece this a first draft.</p> <p>Step 6: Students that are unable to read their narrative proper to their class to their peer readers.</p>	<h3>Narrative Writing</h3> <p>Personal Narrative- author write about a sequenced event of experience in his or her life</p> <p>Fictional Narrative- author write about a sequenced event in the form of a story</p> <p>-Always tell the Who, What, Where, and How of the event</p> <p>3 Parts to a Narrative Piece</p> <table border="1"><tr><td>Introduction to Event</td><td>How can you hook your reader? How can you get their attention while introducing your event?</td></tr><tr><td>Body</td><td>What events happen then, and how do they include who, when, and where?</td></tr></table>	Introduction to Event	How can you hook your reader? How can you get their attention while introducing your event?	Body	What events happen then, and how do they include who, when, and where?	<h3>Prompt #2</h3> <h2>Write a personal narrative about your favorite vacation.</h2>	<p>Name _____ Write at the words, when, and today</p> <h3>Narrative Brainstorm</h3> <p>Event</p> <p>What did you see? What did you hear? What did you feel?</p>	<p>Name _____ Write at the words, when, and today</p> <h3>Narrative Pre-Write</h3> <p>Title: _____ Big Event: _____</p> <p>Clever Introduction</p> <table border="1"><tr><td>First</td><td>Next</td><td>Last</td></tr></table>	First	Next	Last	<p>Name _____ Write at the words, when, and today</p> <p>_____</p> <p>_____</p>								
Introduction to Event	How can you hook your reader? How can you get their attention while introducing your event?																			
Body	What events happen then, and how do they include who, when, and where?																			
First	Next	Last																		
<p>2nd Grade Writing Lesson</p> <p>W.2.3</p> <p>1 can write personal and fictional narratives.</p> <p>Write narratives in which they recount a well-elaborated short sequence of events, include details to describe actions, thoughts, and feelings, use temporal words to signal events, and provide a sense of closure.</p> <p>Focus: Pacing & All Together 3</p> <p>LESSON 10</p> <p>Step 1: Show the guidelines of narrative writing and what each piece needs.</p> <p>Step 2: Put the writing prompt on the board for students to read and think about.</p> <p>Step 3: Have students work on their brainstorming paper independently. Turn on path music and set timer.</p> <p>Step 4: Once students brainstorm and review their big idea, have students narrate with details. They will fill out their writing graphic organizer. Students turn their in to their teacher to discuss for corrections.</p> <p>Step 5: What teacher conferences: ability to help students reflect on personal narrative writing, they will read to their narrative piece this a first draft.</p> <p>Step 6: Students that are unable to read their narrative proper to their class to their peer readers.</p>	<h3>Narrative Writing</h3> <p>Personal Narrative- author write about a sequenced event of experience in his or her life</p> <p>Fictional Narrative- author write about a sequenced event in the form of a story</p> <p>-Always tell the Who, What, Where, and How of the event</p> <p>3 Parts to a Narrative Piece</p> <table border="1"><tr><td>Introduction to Event</td><td>How can you hook your reader? How can you get their attention while introducing your event?</td></tr><tr><td>Body- Sequenced Events - Details</td><td>What events happen then, and how do they include who, when, and where? Did you include actions?</td></tr><tr><td>Closure</td><td>How can you wrap up your story? Is there a final? Did you share a...</td></tr></table>	Introduction to Event	How can you hook your reader? How can you get their attention while introducing your event?	Body- Sequenced Events - Details	What events happen then, and how do they include who, when, and where? Did you include actions?	Closure	How can you wrap up your story? Is there a final? Did you share a...	<h3>Prompt #3</h3> <h2>Write a fictional narrative about a giant living in a castle in the clouds.</h2> 	<p>Name _____ Write at the words, when, and today</p> <h3>Narrative Writing</h3> <table border="1"><tr><td>Beginning</td><td>Beginning</td></tr><tr><td>Middle</td><td>Middle</td></tr><tr><td>End</td><td>End</td></tr></table>	Beginning	Beginning	Middle	Middle	End	End	<p>Name _____ Write at the words, when, and today</p> <h3>Narrative Pre-Write</h3> <p>Title: _____ Big Event: _____</p> <p>Clever Introduction</p> <table border="1"><tr><td>First</td><td>Next</td><td>Last</td></tr></table> <p>Conclusion</p>	First	Next	Last	<p>Name _____ Write at the words, when, and today</p> <p>_____</p> <p>_____</p>
Introduction to Event	How can you hook your reader? How can you get their attention while introducing your event?																			
Body- Sequenced Events - Details	What events happen then, and how do they include who, when, and where? Did you include actions?																			
Closure	How can you wrap up your story? Is there a final? Did you share a...																			
Beginning	Beginning																			
Middle	Middle																			
End	End																			
First	Next	Last																		

PROMPTS TO PRACTICE

W.2.3
Prompts



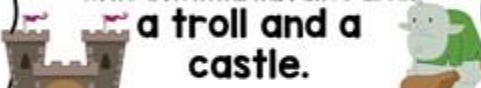
©Tara, Dec. 2017



Write a fictional narrative about **underwater friends.**



Write a fictional narrative about **two birds migrating south.**




Write a fictional narrative about **a troll and a castle.**




Write a personal narrative about **a time you felt happy.**




Write a personal narrative about **a memory with a family member.**



Write a personal narrative about **the first time you rode a bus.**



Write a personal narrative about **a memory with a sibling.**



Write a personal narrative about **a time you felt worried.**

Write a personal narrative about **at the store.**




Write a personal narrative about **a birthday party.**



Write a personal narrative about **your first day of school.**




Write a personal narrative about **playing a game.**



Write a personal narrative about **a time you felt excited.**



Write a personal narrative about **when something funny happened.**



Write a personal narrative about **when you hurt yourself.**

