

# 9 LESSON PLANS

**W.2.5 & 6**  
**Lesson Plans**

<p>2nd Grade Writing Lesson</p> <p>W.2.5 &amp; 6</p> <p>Lesson 1</p> <p><b>Editing Syn</b></p> <p>Close up a big gap or space.</p> <p>Capitalize a letter.</p> <p>Insert a comma.</p>	<p>W.2.5 &amp; 6</p> <p>Lesson 1</p> <p><b>Editing Writing</b></p> <p>Close up a big gap or space.</p> <p>Capitalize a letter.</p> <p>Insert a comma.</p>	<p>W.2.5 &amp; 6</p> <p>Lesson 1</p> <p><b>Editing Writing</b></p> <p>Close up a big gap or space.</p> <p>Capitalize a letter.</p> <p>Insert a comma.</p>	<p>W.2.5 &amp; 6</p> <p>Lesson 1</p> <p><b>Editing Writing</b></p> <p>Close up a big gap or space.</p> <p>Capitalize a letter.</p> <p>Insert a comma.</p>
---	---	---	---

<p>Throughout the days, teachers blows a when we get too</p> <p>The people in the house across the never leave their</p> <p>for dinner, mom really spicy spots that I couldn't</p>	<p>The chef said, P enjoy my creation made for yo</p> <p>The mailman's tru sitting outside my for ten minut</p> <p>"My teacher start day by telling u werr going to he great day.</p> <p>Mr. Smith sure</p>	<p><b>Fixing the M</b></p> <p>at the end of the day my teach with water guns. this was a field trip, throughout the day we were on their best behavior, we time to play with</p> <p>Seth has a seeing eye dog. That impaired he is blind, so his dog Seth's dog wears a harness and vestes and other types of warn</p>	<p><b>Fixing the M</b></p> <p>at the end of the day my teach with water guns. this was a field trip, throughout the day we were on their best behavior, we time to play with</p> <p>Seth has a seeing eye dog. That impaired he is blind, so his dog Seth's dog wears a harness and vestes and other types of warn</p>	<p><b>Peer E</b></p>	<p>2nd Grade Writing Lesson</p> <p>W.2</p> <p>Lesson 1</p> <p><b>Editing Writing</b></p> <p>Add details, words, sentences to improve writing.</p> <p>Remove unneeded words, sentences, or details.</p> <p>Move words or sentences that may work in another spot.</p> <p>Substitute boring words for vivid words.</p>
--	---	--	--	----------------------	--

**Revising Wr**

C Capitalize names, places, titles days, I, beginning of

U Usage: match noun and verb within sentence

P Punctuation: use periods, question marks, exclamation points, commas

S Spelling: make sure all words correct

**Remember CUPS**

**Revising**

I added a sentence.	I removed a double	I fixed a capital letter in the book title.	I moved my main
I moved a word to the beginning of the sentence.	I moved a sentence	I added in missing punctuation.	I added a quotation mark
I substituted the word "said" for "exclaimed".	I corrected a sentence	I checked all my spelling.	I fixed my spelling

Why is it important to edit your work?	What does the S stand for in ARMS?	What does the U stand for in CUPS?
Do you think it's important to let someone else edit your work? Why?	What does the R stand for in ARMS?	How do you write

**Revising My Writing**

**Editing My Writing**

**ARM**

2nd Grade Writing Lesson

W.2

Lesson 1

**Editing Writing**

Add details, words, sentences to improve writing.

Remove unneeded words, sentences, or details.

Move words or sentences that may work in another spot.

Substitute boring words for vivid words.

2nd Grade Writing Lesson

W.2

Lesson 1

**Editing Writing**

Add details, words, sentences to improve writing.

Remove unneeded words, sentences, or details.

Move words or sentences that may work in another spot.

Substitute boring words for vivid words.

**Editing Writing**

Add details, words, sentences to improve writing.

Remove unneeded words, sentences, or details.

Move words or sentences that may work in another spot.

Substitute boring words for vivid words.

**Revising Writing**

Capitalize names, places, titles days, I, beginning of

Usage: match noun and verb within sentence

Punctuation: use periods, question marks, exclamation points, commas

Spelling: make sure all words correct

**Remember CUPS**

I heard

The boy fe

The cow

An airpla

The teache

Paragraph

It was cold outside today.

I felt a cold breeze against my cheeks as the wind blew.






Darrell was scared.

The pirate girl swept the deck of the ship, while she sang joyfully.

The squirrel hopped on a tree.

**Strong Sentences**

# 9 LESSON PLANS CONTINUED

<p>I walked up to the office, feeling scared and nervous.</p> <p>The cat sat in a window and saw me.</p> <p>Mom said, "It's time to turn off that video game and go outdoors!"</p> <p>The car drove fast down the street.</p> <p>The dog wandered the streets, looking for scraps to fill its belly.</p>	<h2>Strengthen Sentences</h2>	<p>she was _____</p> <p>the bird _____</p> <p>school started _____</p> <p>the snow _____</p>	<p>Name _____</p> <p>Write a short paragraph. Trade with a partner and read it aloud.</p> <h3>Strengthen Our Writing</h3> <p>My Writing Partner _____</p>  <p>My Partner _____</p> 	<p>Name _____</p> <p>Write a short paragraph. Trade with a partner and read it aloud.</p> <h3>Strengthen Our Writing</h3> <p>My Writing Partner _____</p>  <p>My Partner _____</p> 	<p>2nd Grade Writing Lesson</p> <p>W.2.5 I can strengthen my writing by using a variety of sentence structures.</p> <p>W.2.6 I can use a variety of punctuation to clarify my writing.</p> <p>LESSON 5</p> <p>Activities to Teach</p> <p>Step 1: Teacher will provide a list of sentence structures and students will write a paragraph using at least three of them.</p> <p>Step 2: Teacher will provide a list of punctuation marks and students will write a paragraph using at least three of them.</p>	<p>W.2.5 &amp; W.2.6 LESSON 5</p> <p>Peer Editing</p> <p>This is when you responsibly edit your partner's writing.</p>  <p>Things to Remember</p> <ul style="list-style-type: none"> <li>Be a kind editor.</li> <li>Give compliments.</li> </ul>	<p>Peer Editing</p> <p>I really liked the _____</p> <p>I enjoyed the part _____</p> <p>I loved _____</p> <p>It's unclear what you _____</p> <p>Let's find a better _____</p> <p>Are you planning _____</p> <p>How do you think it will _____</p> <p>you added _____</p>	<p>Happiness</p> <p>_____</p> <p>_____</p> <p>_____</p> <p>_____</p> <p>_____</p> <p>Happiness</p> <p>_____</p> <p>_____</p> <p>_____</p> <p>_____</p> <p>_____</p>	<p>Happiness</p> <p>_____</p> <p>_____</p> <p>_____</p> <p>_____</p> <p>_____</p> <p>Happiness</p> <p>_____</p> <p>_____</p> <p>_____</p> <p>_____</p> <p>_____</p>	<p>Happiness</p> <p>_____</p> <p>_____</p> <p>_____</p> <p>_____</p> <p>_____</p> <p>Happiness</p> <p>_____</p> <p>_____</p> <p>_____</p> <p>_____</p> <p>_____</p>	<p>Happiness</p> <p>_____</p> <p>_____</p> <p>_____</p> <p>_____</p> <p>_____</p> <p>Happiness</p> <p>_____</p> <p>_____</p> <p>_____</p> <p>_____</p> <p>_____</p>
<p>First Day at Wizard</p> <p>_____</p> <p>_____</p> <p>_____</p> <p>_____</p> <p>_____</p> <p>First Day at Wizard</p> <p>_____</p> <p>_____</p> <p>_____</p> <p>_____</p> <p>_____</p>	<h2>Peer Editing Practice</h2>	<p>W.2.5 I can strengthen my writing by using a variety of sentence structures.</p> <p>W.2.6 I can use a variety of punctuation to clarify my writing.</p> <p>Peer Editing Checklist</p> <ul style="list-style-type: none"> <li>I checked for capital letters.</li> <li>I checked for punctuation.</li> <li>I checked for misspelled words.</li> <li>I checked for correct finger spaces.</li> </ul>	<p>Peer Editing</p> <p>I checked for capital letters.</p> <p>I checked for punctuation.</p> <p>I checked for misspelled words.</p> <p>I checked for correct finger spaces.</p>	<p>Peer Editing</p> <p>I checked for capital letters.</p> <p>I checked for punctuation.</p> <p>I checked for misspelled words.</p> <p>I checked for correct finger spaces.</p>	<p>Peer Editing</p> <p>I checked for capital letters.</p> <p>I checked for punctuation.</p> <p>I checked for misspelled words.</p> <p>I checked for correct finger spaces.</p>	<p>Peer Editing</p> <p>I checked for capital letters.</p> <p>I checked for punctuation.</p> <p>I checked for misspelled words.</p> <p>I checked for correct finger spaces.</p>	<p>2nd Grade Writing Lesson</p> <p>W.2.5 I can strengthen my writing by using a variety of sentence structures.</p> <p>W.2.6 I can use a variety of punctuation to clarify my writing.</p> <p>LESSON 5</p> <p>Activities to Teach</p> <p>Step 1: Teacher will provide a list of sentence structures and students will write a paragraph using at least three of them.</p> <p>Step 2: Teacher will provide a list of punctuation marks and students will write a paragraph using at least three of them.</p>	<p>Lesson 5 Continued</p> <p>W.2.5 I can strengthen my writing by using a variety of sentence structures.</p> <p>W.2.6 I can use a variety of punctuation to clarify my writing.</p> <p>LESSON 5</p> <p>Activities to Teach</p> <p>Step 1: Teacher will provide a list of sentence structures and students will write a paragraph using at least three of them.</p> <p>Step 2: Teacher will provide a list of punctuation marks and students will write a paragraph using at least three of them.</p>			
		<p>Narrative Writing</p> <p>Describe the illustration. Who is the main character? Where did this take place? What events happened?</p>	<p>Narrative</p> <p>Beginning Middle End</p>	<p>Peer Editing</p> <p>I checked for capital letters.</p> <p>I checked for punctuation.</p> <p>I checked for misspelled words.</p> <p>I checked for correct finger spaces.</p>	<p>Peer Editing</p> <p>I checked for capital letters.</p> <p>I checked for punctuation.</p> <p>I checked for misspelled words.</p> <p>I checked for correct finger spaces.</p>	<p>Peer Editing</p> <p>I checked for capital letters.</p> <p>I checked for punctuation.</p> <p>I checked for misspelled words.</p> <p>I checked for correct finger spaces.</p>	<p>Peer Editing</p> <p>I checked for capital letters.</p> <p>I checked for punctuation.</p> <p>I checked for misspelled words.</p> <p>I checked for correct finger spaces.</p>	<p>Peer Editing</p> <p>I checked for capital letters.</p> <p>I checked for punctuation.</p> <p>I checked for misspelled words.</p> <p>I checked for correct finger spaces.</p>			
		<p>Informative Writing</p> <p>Describe the illustration. What is the main idea? What are the details?</p>	<p>Informative</p> <p>Introduction Detail Conclusion</p>	<p>Peer Editing</p> <p>I checked for capital letters.</p> <p>I checked for punctuation.</p> <p>I checked for misspelled words.</p> <p>I checked for correct finger spaces.</p>	<p>Peer Editing</p> <p>I checked for capital letters.</p> <p>I checked for punctuation.</p> <p>I checked for misspelled words.</p> <p>I checked for correct finger spaces.</p>	<p>Peer Editing</p> <p>I checked for capital letters.</p> <p>I checked for punctuation.</p> <p>I checked for misspelled words.</p> <p>I checked for correct finger spaces.</p>	<p>Peer Editing</p> <p>I checked for capital letters.</p> <p>I checked for punctuation.</p> <p>I checked for misspelled words.</p> <p>I checked for correct finger spaces.</p>	<p>Peer Editing</p> <p>I checked for capital letters.</p> <p>I checked for punctuation.</p> <p>I checked for misspelled words.</p> <p>I checked for correct finger spaces.</p>			
		<p>Informative Writing</p> <p>Describe the illustration. What is the main idea? What are the details?</p>	<p>Informative</p> <p>Introduction Detail Conclusion</p>	<p>Peer Editing</p> <p>I checked for capital letters.</p> <p>I checked for punctuation.</p> <p>I checked for misspelled words.</p> <p>I checked for correct finger spaces.</p>	<p>Peer Editing</p> <p>I checked for capital letters.</p> <p>I checked for punctuation.</p> <p>I checked for misspelled words.</p> <p>I checked for correct finger spaces.</p>	<p>Peer Editing</p> <p>I checked for capital letters.</p> <p>I checked for punctuation.</p> <p>I checked for misspelled words.</p> <p>I checked for correct finger spaces.</p>	<p>Peer Editing</p> <p>I checked for capital letters.</p> <p>I checked for punctuation.</p> <p>I checked for misspelled words.</p> <p>I checked for correct finger spaces.</p>	<p>Peer Editing</p> <p>I checked for capital letters.</p> <p>I checked for punctuation.</p> <p>I checked for misspelled words.</p> <p>I checked for correct finger spaces.</p>			

# 9 LESSON PLANS CONTINUED

<p>Write a personal narrative about a special event.</p>	<p>Name: _____</p> <p>Write a personal narrative about a special event.</p> <p>What happened?</p>	<p>Name: _____</p> <p>Write a personal narrative about a special event.</p> <p>When was this?</p>	<p>Name: _____</p> <p>Write a personal narrative about a special event.</p> <p>How did you feel?</p>	<p><b>Peer Editing Checklist</b></p> <p>I checked for capital letters.</p> <p>I checked for punctuation.</p> <p>I checked for misspelled words.</p> <p>I checked for correct finger spaces.</p>	<p>2nd Grade Writing Lesson</p> <p><b>W.2.5 and 2.6</b></p> <p>I can strengthen writing as needed by planning, organizing, revising, and editing.</p> <p>I can use a variety of tools to produce and publish writing.</p> <p>Focus: Publishing with a Handwritten Book</p> <p><b>LESSON 7</b></p>
	<p>What did you see?</p>	<p>Who was there?</p>	<p>What did you hear?</p>		
	<p>What did you do?</p>	<p>Who was there?</p>	<p>What did you feel?</p>		
	<p>What did you say?</p>	<p>Who was there?</p>	<p>What did you feel?</p>		

<p>Write a personal narrative about a special event.</p>	<p>Name: _____</p> <p>Write a personal narrative about a special event.</p> <p>What happened?</p>	<p>Name: _____</p> <p>Write a personal narrative about a special event.</p> <p>When was this?</p>	<p>Name: _____</p> <p>Write a personal narrative about a special event.</p> <p>How did you feel?</p>	<p><b>Peer Editing Checklist</b></p> <p>I checked for capital letters.</p> <p>I checked for punctuation.</p> <p>I checked for misspelled words.</p> <p>I checked for correct finger spaces.</p>
	<p>What did you see?</p>	<p>Who was there?</p>	<p>What did you hear?</p>	
	<p>What did you do?</p>	<p>Who was there?</p>	<p>What did you feel?</p>	
	<p>What did you say?</p>	<p>Who was there?</p>	<p>What did you feel?</p>	

<p>2nd Grade Writing Lesson</p> <p><b>W.2.5</b></p> <p>I can strengthen writing as needed by planning, organizing, revising, and editing.</p> <p>I can use a variety of tools to produce and publish writing.</p> <p>Focus: Publishing with a Digital Word</p> <p><b>LESSON 8</b></p>	<p>Write a personal narrative about a special event.</p>	<p>Name: _____</p> <p>Write a personal narrative about a special event.</p> <p>What happened?</p>	<p>Name: _____</p> <p>Write a personal narrative about a special event.</p> <p>When was this?</p>	<p>Name: _____</p> <p>Write a personal narrative about a special event.</p> <p>How did you feel?</p>	<p><b>Peer Editing Checklist</b></p> <p>I checked for capital letters.</p> <p>I checked for punctuation.</p> <p>I checked for misspelled words.</p> <p>I checked for correct finger spaces.</p>
		<p>What did you see?</p>	<p>Who was there?</p>	<p>What did you hear?</p>	
		<p>What did you do?</p>	<p>Who was there?</p>	<p>What did you feel?</p>	
		<p>What did you say?</p>	<p>Who was there?</p>	<p>What did you feel?</p>	

<p>2nd Grade Writing Lesson</p> <p><b>W.2.5</b></p> <p>I can strengthen writing as needed by planning, organizing, revising, and editing.</p> <p>I can use a variety of tools to produce and publish writing.</p> <p>Focus: Publishing with a Digital Word</p> <p><b>LESSON 8</b></p>	<p>Write a personal narrative about a special event.</p>	<p>Name: _____</p> <p>Write a personal narrative about a special event.</p> <p>What happened?</p>	<p>Name: _____</p> <p>Write a personal narrative about a special event.</p> <p>When was this?</p>	<p>Name: _____</p> <p>Write a personal narrative about a special event.</p> <p>How did you feel?</p>	<p><b>Peer Editing Checklist</b></p> <p>I checked for capital letters.</p> <p>I checked for punctuation.</p> <p>I checked for misspelled words.</p> <p>I checked for correct finger spaces.</p> <p>I gave compliments.</p> <p>I gave suggestions.</p>
		<p>What did you see?</p>	<p>Who was there?</p>	<p>What did you hear?</p>	
		<p>What did you do?</p>	<p>Who was there?</p>	<p>What did you feel?</p>	
		<p>What did you say?</p>	<p>Who was there?</p>	<p>What did you feel?</p>	



