


W.3.3

This ELA unit provides resources to use while teaching the standard **W.3.3**, which states that students will be able to **“Write narratives to develop real or imagined experiences or events using effective technique, descriptive details, and clear event sequences.”**



©Jessica Tobin, Elementary Nest

Using This Unit

Let's look at the structure of this unit.

Lessons

- There are 11 lessons in this unit. These lessons will likely take more than one day to complete, so you can break them up over the course of one to three days. It all depends on how much time you have for writing. I suggest at least 10-15 minutes for your daily lesson, then 15-20+ minutes for practice time.

Prompts

- These can be used throughout the unit as you see fit. They can be incorporated into daily writing, morning work, or used throughout the school year as cyclical practice.

Graphic Organizers

- These can be used throughout the unit as you see fit, too. You can use them with your lessons if you need more or use them within your independent practice time.

Writing Papers

- There are primary lined and regular lined paper. You can choose the paper you like best. Each one has THREE options: one with a large picture, one with a small picture, and one with no picture option.

Assessments

- There is a student self-assessment included as well as a teacher rubric to use. Have the student complete the self-assessment before conferring about their pieces.

Mini Lessons

There are 11 mini lessons within this unit. These may take between 2 to 3 days to complete, depending on how long your ELA block is. Activities range from group work, partner activities, whole group lessons, and independent activities. **Here is a close-up of Lesson #1 + materials!**

3rd Grade Writing Lesson

W.3.3 lesson 1 Continued

Narrative Writing Pieces

Suggested Mentor Texts

FOCUS: NARRATIVE WRITING	
Shortcut by Donald Crews	The Keeping Quilt by Patricia Polacco
Thank You, Mr. Falker by Patricia Polacco	Last Stop on Market Street by Matt de la Peña
The Adventures of Beekle by Dan Santat	Saturdays and Teacakes by Lester L. Laminack
A Moment in Time by Jennifer Butenas	A Chair for My Mother by Vera B. Williams
The Relatives Came by Cynthia Rylant	Wilfrid Gordon McDonald Partridge by Mem Fox

Narrative Writing

Personal Narrative- author writes about a sequenced event or experience in his or her life

Imagined Narrative- author writes about a sequenced event in the form of a story

Students tell the **Who, What, When, Where, and How** of the event

How to Write a Narrative Piece

How can you hook your reader? How can you get their attention, while introducing your story?

What events happen first, next, then, and last?

Did you include who, what, where, when, why, and how things happened?

Did you include actions and feelings?

Did you include dialogue?

How can you wrap up your piece or resolve the events?

Is there a final resolution?

Did you share a final thought?

Introduction

Big Events

Details

Conclusion

Stand Up- Hand Up- Pair Up Question 5:
Why are conclusions important in a narrative writing piece?

Stand Up- Hand Up- Pair Up Question 1:
Why are introductions important in a narrative writing piece?

Stand Up- Hand Up- Pair Up Question 3:
Why is it important for the author to add details to the facts for the events?

Writing Prompts:

- Then, my mom called the ambulance and it came to pick me up. They hooked me up to some machines and pushed me to the hospital.
- Watching the liquid expand and searching for a way to give back in your community, I suggest looking for a Habitat for Humanity!

Mini Lessons

Here's a quick glance at Mini Lessons #2, 3, and 4.

[illegible]

Here's a quick glance at Mini Lessons #5, 6, 7 and 8.



Practice Writing

After the scaffolded lesson plans, there are extra mini lessons that gives students a guided practice through their writing. The teacher will guide them through a mini lesson including a review, prewrite, and drafting.

[illegible]

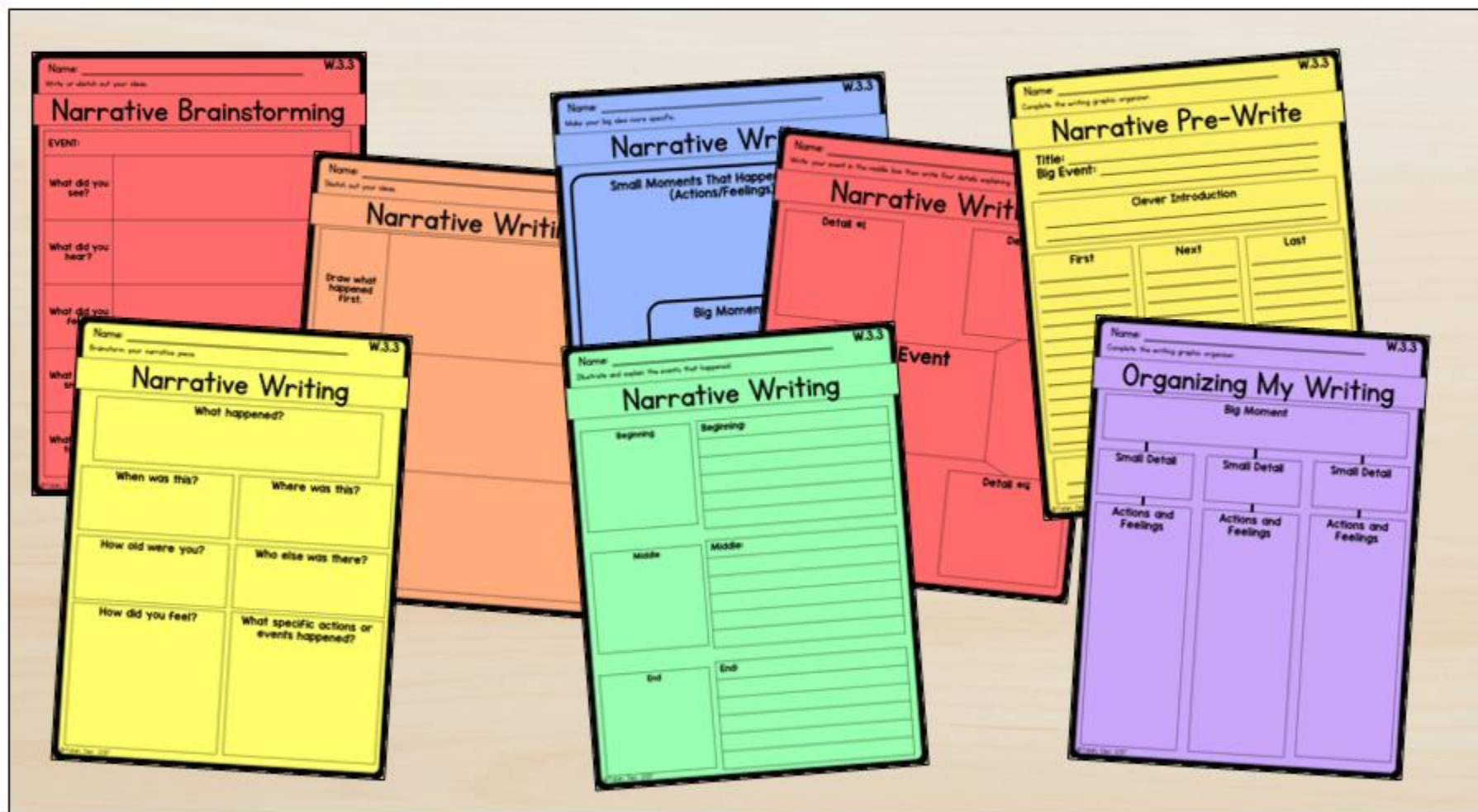
Extra Prompts

You're also provided with **prompts** that will help give students practice.




Graphic Organizers

You're also provided with **graphic organizers** that you can pull from and use for any narrative writing activity.



Extra Writing Papers

You're also provided with **writing papers** that you can pull from and use for any narrative writing activity. It includes primary and intermediate lines, plus three options of illustration box sizes.



Rubrics & Self-Assessment

You're also provided with **rubrics, teacher tracking pages, and a self-assessment** that you can use to help your students assess themselves and you assess your students' work.

The image displays three educational forms designed for student self-assessment and teacher tracking in narrative writing.

My Self-Assessment (W.3.3): This form allows students to evaluate their own work. It includes sections for 'I introduced my story and narrator for my reader', 'I recounted a sequenced and well-elaborated event(s) or experience', 'I added dialogue and detail, such as actions, thoughts, and feelings', 'I used temporal words and phrases to help my story', 'I provided a sense of closure', 'I used phonetic spelling as best as I could', and 'I followed sentence rules with correct word spaces and punctuation'. Each section has a star icon for self-rating and a 'My Score' line at the bottom.

Narrative Writing Rubric (W.3.3): This rubric provides a structured way for teachers to assess student work. It includes a table with columns for '0', '1', '2', '3', and '4' and rows for 'Topic Intro', 'Recount Events', 'Dialogue and Details', 'Temporal Words', 'Closure', 'Spelling', and 'Structure'. Each cell contains a description of the expected skill level for that criterion.

Narrative Writing Pieces: This form is used for tracking student progress. It includes a table with columns for 'Student Name', 'Introduction', 'Sequenced Events', 'Dialogue and Detail', 'Temporal Words', 'Sense of Closure', and 'Total Score'. It also has a section for 'Date of Piece'.

Digital Additions

4 pieces of this writing unit have been converted into digital options. The passages and graphic organizers now come in Google Slides.

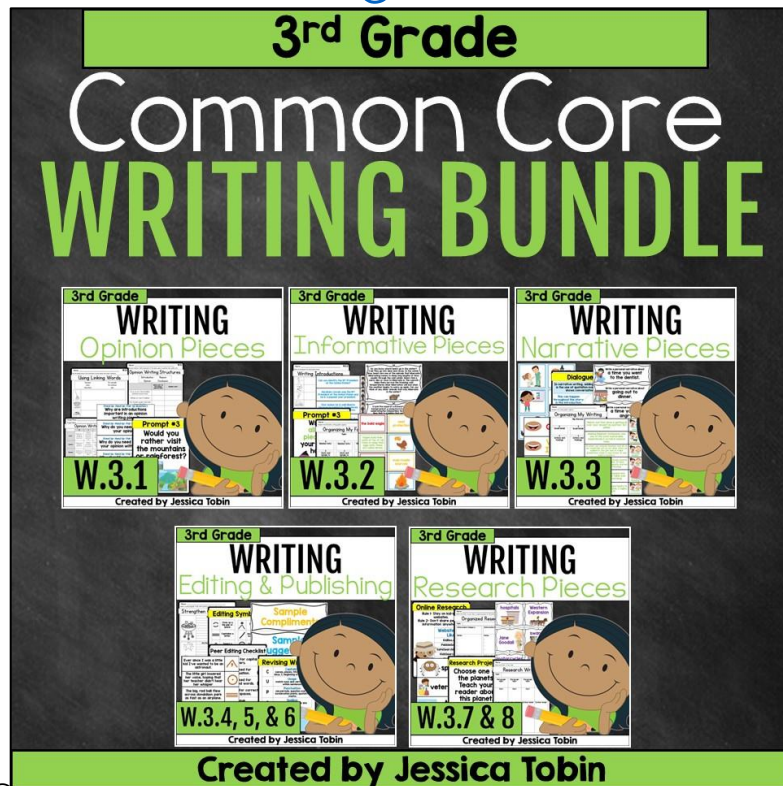
- Graphic organizers
- Self-assessment
- Prompts
- Writing papers



Bundle Opportunities

If this layout looks ideal for your classroom, and you know you'll be needing resources like this for **all** standards included in Common Core, check out the bundles that save you money!

Writing Domain



3rd Grade
Common Core
WRITING BUNDLE

3rd Grade **WRITING** Opinion Pieces **W.3.1**
Created by Jessica Tobin

3rd Grade **WRITING** Informative Pieces **W.3.2**
Created by Jessica Tobin

3rd Grade **WRITING** Narrative Pieces **W.3.3**
Created by Jessica Tobin

3rd Grade **WRITING** Editing & Publishing **W.3.4, 5, & 6**
Created by Jessica Tobin

3rd Grade **WRITING** Research Pieces **W.3.7 & 8**
Created by Jessica Tobin

Created by Jessica Tobin

-or-

All 6 ELA Domains



ALL-YEAR ELA
3rd Grade

3rd Grade **SPEAKING & Listening**
Created by Jessica Tobin

3rd Grade Reading Informational **RI BUNDLE**
LEXILE **ANSWERING** FINDING THE Main Idea
MAKING UNKNOWN WORDS & USING NONFICTION
DIFFERENT PICTURES & IN NONFICTION COMPARE & CONTRAST
Created by Jessica Tobin

3rd Grade Language **BUNDLE**
Language Skills **BUNDLE**
Language: Vocab **BUNDLE**
Created by Jessica Tobin

3rd Grade **Common Core WRITING BUNDLE**
WRITING **W.3.1** WRITING **W.3.2** WRITING **W.3.3**
WRITING **W.3.4, 5, & 6** WRITING **W.3.7 & 8**
Created by Jessica Tobin

3rd Grade Foundational Skills **RF BUNDLE**
FOUNDATIONAL SKILLS **RF.3.3.a** FOUNDATIONAL SKILLS **RF.3.3.b**
FOUNDATIONAL SKILLS **RF.3.3.c** FOUNDATIONAL SKILLS **RF.3.4**
Created by Jessica Tobin

3rd Grade Reading Literature **RL BUNDLE**
LEXILE **ANSWERING** RECOUNTING
QUESTIONS Fiction Stories
DESCRIBING Characters FIGURATIVE Language STRUCTURE
POINT OF VIEW ILLUSTRATIONS COMPARE & CONTRAST
in Fiction Texts in Fiction Texts Fiction Texts
Created by Jessica Tobin

Created by Jessica Tobin