

W.3.7 & 8

Lesson Plans

Name _____

By _____

Organizing Facts

Organize the facts you find for each category

category		
source/page		
writing		

5th Grade Writing Lesson

4 can write research
4 can gather research and
1 can write research projects that build a topic

Research information from experts to gather
facts and digital sources. Use notes related to
evidence that provided adequate

Topic
Explaining Crime Research: Safe

LESSON 3

Learning to Teach

Teacher will create an anchor chart to teach
students about research and digital research
students will write and present an anchor
chart

Students will use their book club to research
the topic. They will take their book club and make a book
club. They will use the information in their book club
to create a book club. They will use the information in
their book club to create a book club.

Students will create an anchor chart to teach
students about research and digital research
students will write and present an anchor
chart

Students will use their book club to research
the topic. They will take their book club and make a book
club. They will use the information in their book club
to create a book club. They will use the information in
their book club to create a book club.

Students will create an anchor chart to teach
students about research and digital research
students will write and present an anchor
chart

Students will use their book club to research
the topic. They will take their book club and make a book
club. They will use the information in their book club
to create a book club. They will use the information in
their book club to create a book club.

Online

Rule 1-5

Rule 2- Do Inform

Research


Stay on kid-safe websites. Don't share personal information anywhere.

Websites We Like


KidRex.com
PebbleGo.com
SafeSearchKids.com
KidsSearch.com
Kiddle.com
Kids.Yahoo.com
Kidtopia.info
BrainPopJr.com

5 LESSON PLANS CONTINUED


hospitals



Jane Goodall



motorcycles



Name: _____
Subject information in your topic:

Internet Res

Topic: _____

Fact 1: _____

Fact 2: _____

Topic: _____

Page: _____

Name: _____
Subject information in your topic:

Internet Res

Topic: _____

Fact 1: _____

Fact 2: _____

Topic: _____

Page: _____

Resec

Onlin

3rd Grade Writing Lesson

W.3.7

I can write research I can gather research and

Conduct short research projects that build topic.

Recall information from experiences or gather print and digital sources; take brief notes on sources and include an introduction, facts, and conclusion.

Final Research Project: W.3.7

LESSON 4

Teacher will display student projects for 4

W.3.7 & B

Lesson 4

Research Pro

Choose one of the planets. Teach your reader about this planet.

Step 1: Students will complete a pre-writing sheet to choose their first draft.

Step 2: Students will use their pre-writing sheet to write their first draft. The first draft needs to be on the groups and include an introduction, facts, and conclusion.

Step 3: Students will trade their drafts with a partner. They will read each other's papers, give compliments, suggestions, and feedback they may find on their paper. They will also use their checklist to focus on peer editing. Then, they will trade back and discuss their suggestions and compliments.

Step 4: Students will use their research paper to

Research Writing

Name: _____
Subject information in your topic:

Topic: _____

Fact 1: _____

Source: _____

Fact 2: _____

Source: _____

Name: _____
Subject information in your topic:

Planet Re

Planet: _____

Where it's at: _____

Illustration: _____

Name: _____
Subject information in your topic:

Planet:

Info: _____

Fact: _____

Detail: _____

Name: _____
Subject information in your topic:

Info: _____

Fact: _____

Detail: _____

Name: _____
Subject information in your topic:

Peer Editing

Title: Partner's Name: _____

Compliments: _____

Suggestions: _____

Peer Editing Checklist

I checked for capital letters.

I checked for punctuation.

I checked for misspelled words.

I checked for correct finger spaces.

Name: _____
Subject information in your topic:

Info: _____

Fact: _____

Detail: _____

Name: _____
Subject information in your topic:

Info: _____

Fact: _____

Detail: _____

Page 2

3rd Grade Writing Lesson

W.3.7 & B

I can write research I can gather research and

Conduct short research projects that build topic.

Recall information from experiences or gather print and digital sources; take brief notes on sources and include an introduction, facts, and conclusion.

Final Research Project: W.3.7

LESSON 5

Teacher will display student projects for 4

Step 1: Students will complete a pre-writing sheet to choose their first draft.

Step 2: Students will use their pre-writing sheet to write their first draft. The first draft needs to be on the groups and include an introduction, facts, and conclusion.

Step 3: Students will trade their drafts with a partner. They will read each other's papers, give compliments, suggestions, and feedback they may find on their paper. They will also use their checklist to focus on peer editing. Then, they will trade back and discuss their suggestions and compliments.


Step 4: Students will use their research paper to

W.3.7 & B

Lesson 5

Research Proj

Choose a Holiday Around the World. Write a research book about holiday.



Name: _____
Subject information in your topic:

Research Wri

Topic: _____

Fact: _____

Detail: _____

Fact: _____

Detail: _____

Fact: _____

Detail: _____

Name: _____
Subject information in your topic:

Research Wri

Topic: _____

Fact: _____

Detail: _____

Fact: _____

Detail: _____

Fact: _____

Detail: _____

Name: _____
Subject information in your topic:

Research Wri

Topic: _____

Fact: _____

Detail: _____

Fact: _____

Detail: _____

Fact: _____

Detail: _____

Name: _____
Subject information in your topic:

Holiday:

Introduction

Fact: _____

Fact: _____

Detail: _____

Detail: _____

Name: _____
Subject information in your topic:

Fact: _____

Detail: _____

Name: _____
Subject information in your topic:

Fact: _____

Detail: _____

Name: _____
Subject information in your topic:

Fact: _____

Detail: _____

Name: _____
Subject information in your topic:

Fact: _____

Detail: _____

Name: _____
Subject information in your topic:

Fact: _____

Detail: _____

Name: _____
Subject information in your topic:

Fact: _____

Detail: _____

Name: _____
Subject information in your topic:

Peer Editi

Title: Partner's Name: _____

Compliments: _____

Suggestions: _____

Peer Editing C

I checked for capital letters.

I checked for punctuation.

I checked for misspelled words.

I checked for correct finger spaces.

I gave compliments.

I gave suggestions.

Name: _____
Subject information in your topic:

Fact: _____

Detail: _____

Name: _____
Subject information in your topic:

Fact: _____

Detail: _____

Name: _____
Subject information in your topic:

Fact: _____


Detail: _____

Name: _____
Subject information in your topic:

Fact: _____

Detail: _____

GRAPHIC ORGANIZERS



Name: _____ W.3.7 & 3.8
Collect information on your topic.

Research Writing

Topic	
Fact	
Further Detail	
Fact	
Further Detail	
Fact	
Further Detail	
Fact	
Further Detail	

Name: _____ W.3.7 & 3.8
Collect information on your topic in organized groups of information.

Organized Research

Information Category:	
Notes:	
Information Category:	
Notes:	

Name: _____ W.3.7 & 3.8
Collect information on your topic.

Research Writing

Name: _____
Collect information on your topic.

Note Taking

Topic	

Name: _____ W.3.7 & 3.8
Collect information on your topic.

Research Writing

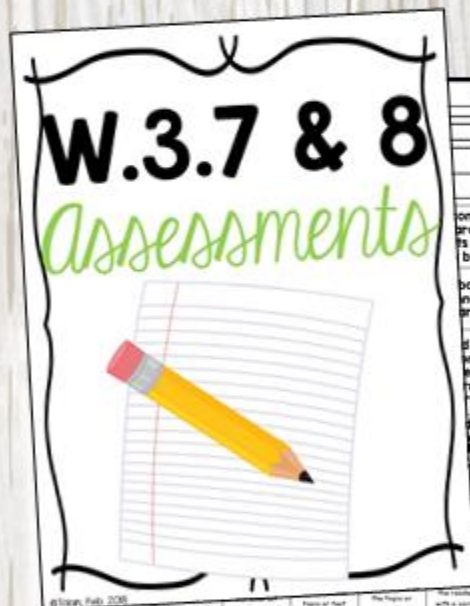
Topic			
Paragraph Topic:	Paragraph Topic:	Paragraph Topic:	Paragraph Topic:
Fact:	Fact:	Fact:	Fact:
Further Detail:	Further Detail:	Further Detail:	Further Detail:

Name: _____ W.3.7 & 3.8
Collect information on your topic.

Research Writing

Topic:		
Introduction		
Fact	Fact	Fact
Detail	Detail	Detail
Closure		

ASSESSMENTS & RESEARCH QUESTIONS



Research

Name: _____

Title: _____

I completed research writing projects to the best of my best ability.

I used books and/or technology to research facts.

I looked up specific questions in books and/or technology to learn more information.

I used my own experiences and knowledge to gather information.

Research Writing

Date of Piece: _____

Student Name	Research Information



Why is it important to put on sunblock?

Why was Amelia Earhart important to our history?

How do xylophones make noise?

How is ice cream made?

Research

Recall Info.

Closure

Spelling

Structure

Student Score: _____

My Research Self-Assessment

Name: _____

Title: _____

I completed research writing projects to the best of my best ability.

I used books and/or technology to research facts.

I looked up specific questions in books and/or technology to learn more information.

I used my own experiences and knowledge to gather information on a topic.

I wrote a research project with true facts and details.

I used correct capitalization, spacing, and spelling.

My Score: _____

How does composting help the Earth?

How does a volcano erupt?

How are scales used?

Why do earthquakes happen?

What happens when oil and water are mixed?

How are S'mores made?

OPTIONS FOR WRITING PAPERS

