


W.4.3

This ELA unit provides resources to use while teaching the standard **W.4.3**, which states that students will be able to **“Write narratives to develop real or imagined experiences or events using effective technique, descriptive details, and clear event sequences.”**



Using This Unit

Let's look at the structure of this unit.

Lessons

- There are 11 lessons in this unit. These lessons will likely take more than one day to complete, so you can break them up over the course of one to three days. It all depends on how much time you have for writing. I suggest at least 10-15 minutes for your daily lesson, then 15-20+ minutes for practice time.

Prompts

- These can be used throughout the unit as you see fit. They can be incorporated into daily writing, morning work, or used throughout the school year as cyclical practice.

Graphic Organizers

- These can be used throughout the unit as you see fit, too. You can use them with your lessons if you need more or use them within your independent practice time.

Writing Papers

- There are primary lined and regular lined paper. You can choose the paper you like best. Each one has THREE options: one with a large picture, one with a small picture, and one with no picture option.

Assessments

- There is a student self-assessment included as well as a teacher rubric to use. Have the student complete the self-assessment before conferring about their pieces.

Mini Lessons

There are 11 mini lessons within this unit. These may take between 2 to 3 days to complete, depending on how long your ELA block is. Activities range from group work, partner activities, whole group lessons, and independent activities. Here is a close-up of Lesson #1 + materials!

The collage features several educational materials:

- Lesson Plan:** A document titled "W.4.3 Lesson 1 Continued" with a "Notes" section. It describes a "Stand Up-Hand Up-Pair Up" activity where students write narratives. The notes mention that students will start with a cooperative learning activity, then write narratives to develop real or imagined events using effective techniques, descriptive details, and event sequences. The focus is on the "Organization of an Informative Piece" and "LESSON 1".
- Student Examples:** Two small cards showing student work. One says: "Make sure to use the mallet to get the tent poles securely hammered into the ground. My dad called to me as I was a tent peg, but I didn't know what that meant." The other says: "That shiny day was one of my fondest memories with Nana. Learning to make social great. Next time I would like to..."
- Writing Prompts:** A card titled "big situation" with the prompt: "For my birthday, my Dad brought four of my best friends to Willow Wilderness to camp, but he thought for my tenth birthday, I needed to learn to pitch a tent."
- Structure Labels:** A vertical yellow label lists the parts of a narrative: Introduction, Big Event (Main Idea), Beginning of Event, Middle of Event, End of Event, and Conclusion.
- Writing Prompts:** Several cards with prompts like "a story about a time where you went cave diving with sharks" and "a story about a little girl whose father had to fight in the Civil War, while she took care of the family".
- Discussion Questions:** Cards with questions such as "Why is it important for the author to add details to each event?" and "Why are conclusions important in a narrative writing piece?"
- Suggested Mentors:** A card titled "Suggested Mentors" with a "FOCUS: NARRATIVE" section. It lists authors like Wilfrid Gordon McDonald Partridge by Mem Fox, The Stranger by Chris Van Allsburg, Pink and Say by Patricia Polacco, The Empty Pot by Demi, Salt in His Shoes by Deloris Jordan, and Owl Moon by Jane Yolen.

Mini Lessons

Here's a quick glance at Mini Lessons #2, 3, and 4.

4th Grade Writing Lesson
W.4.3.c
I can write personal and narrative.

Lesson 2 Continued
W.4.3
Topic: feeling sad
-small moment
-characters
-narrator
-setting

Topic: finding a friend
-small moment
-characters
-narrator
-setting

Narrative Writing
W.4.3
building a Lego structure

riding a big roller coaster

meeting Cinderella at Disney World

carving my first pumpkin

car breaking down on the side of the road

riding my first roller coaster

helping cook Thanksgiving dinner for the family

Strong L

Ask a Question

Use Onomatopoeia

Quote or Dialogue

Vivid Description of Feelings

Vivid Description of Scenery

Paragraph Sequencing
W.4.3
Paragraph 1
Beginning of Event
Paragraph 2
Middle of Event
Paragraph 3
End of Event

Sequencing Events #1

Sequencing Events #3

Drawing a Story

My Partner's

The Body
In narrative writing is the middle of the entire story.

Paragraph 1
-Paragraph 1
-Paragraph 2
-Paragraph 3

You
-tell the second
-share feelings
-share
-use
-use feelings
-explain
and solution

Mini Lessons

Here's a quick glance at Mini Lessons #5, 6, 7, and 8.

Dialogue

On the crisp fall day, I heard my brother whisper that he couldn't pick any apples. "Do you need any help, Jacob?" I offered, as shyly as I could.

"Who ate the last piece of pie?" Mom bellowed from the kitchen. Jack and Sara stopped and looked at each other and claimed, "You said it was okay!" in unison.

Transition Words

For the Beginning

- once
- first
- one day
- first of all
- if all started
- it began

For the Middle

- then
- later
- next
- meanwhile
- all of a sudden
- afterward
- also
- four later

Suggested Mentor Texts

FOCUS: NARRATIVE WRITING

- Wilfrid Gordon McDonald Partridge by Mem Fox
- The Fantastic Flying Books of Mr. Morris Lessmore by William Joyce
- The Stranger by Chris Van Allsburg
- When I Was Young in the Mountains by Cynthia Bryant
- Peek and Say by Patricia Polacco
- Pink and Say by Patricia Polacco
- Mrs. Motterbury Lovvitt No Reader (and by Judy Fochter)

Using Transition

- all of a sudden
- afterward
- two hours later
- not long after

Narrative Conclusions

In narrative writing, conclusions give a closure and wrap up the piece.

First, you should restate event and give a personal response.

Then, wrap the piece with a strong ending sentence.

Strong Ways to End

- Strong Feelings
- Give a Suggestion
- Ask a Question
- Vivid Image
- Lesson Learned
- Hope or Wish

End with a question.

End with a suggestion.

End with feelings.

End with a lesson learned.

End with hope or wish.

CONCLUSIONS

Writing Conclusions

Write your conclusion.

Write your conclusion.

Write your conclusion.

Write your conclusion.

Write your conclusion.

Write your conclusion.

Write your conclusion.

Write your conclusion.

Write your conclusion.

Write your conclusion.

Practice Writing

After the scaffolded lesson plans, there are extra mini lessons that gives students a guided practice through their writing. The teacher will guide them through a mini lesson including a review, prewrite, and drafting.

The image displays a collection of educational materials for 4th-grade narrative writing. The materials include:

- Lesson Plans:** Documents titled "4th Grade Writing Lesson" with the standard "W.4.3" and instructions like "I can write personal and fictional narrative pieces".
- Brainstorming Sheets:** "Narrative Brainstorm" sheets with sections for "Small Moments That Happened (Actions/Feelings)" and "Big Moment".
- Drafting Worksheets:** "Narrative Draft" and "Narrative Draft Continued" sheets with sections for "Paragraph 1 (Start of Event)", "Paragraph 2 (Beginning of Event)", and "Conclusion".
- Writing Prompts:** Yellow-highlighted prompts such as "Write a narrative about the day you were proud of" and "Write a fictional narrative about a boy and a dog who are best friends".
- Paragraph Guides:** Documents with sections for "Paragraph 1", "Paragraph 2", "Paragraph 3", "Paragraph 4", and "Paragraph 5", often including "Introductory Character" and "Beginning Support".

A small image of a dolphin is visible on the prompt "Write a fictional narrative about a boy and a dog who are best friends".

Extra Prompts

You're also provided with **prompts** that will help give students practice.



Write a personal narrative about a time you helped someone.

Write a personal narrative about a time you learned a lesson.

Write a personal narrative about a time you used a growth mindset at school.

Write a personal narrative about a time you used a growth mindset at home.

Write a personal narrative about a birthday party you attended.

Write a personal narrative about a special memory.

Write a fictional narrative about a boy training to be a superhero.

Write a fictional narrative about a boy whose dad came home from a war.

Write a fictional narrative about a sloth that can talk to people.

Write a fictional narrative about a firefighter saving an entire family.

Write a fictional narrative about an astronaut who went too far from his shuttle.

Write a fictional narrative about two penguin best friends.

Write a fictional narrative about a puppy training to be a K9.

Write a fictional narrative about a T-Rex and a pterodactyl working to save their land.

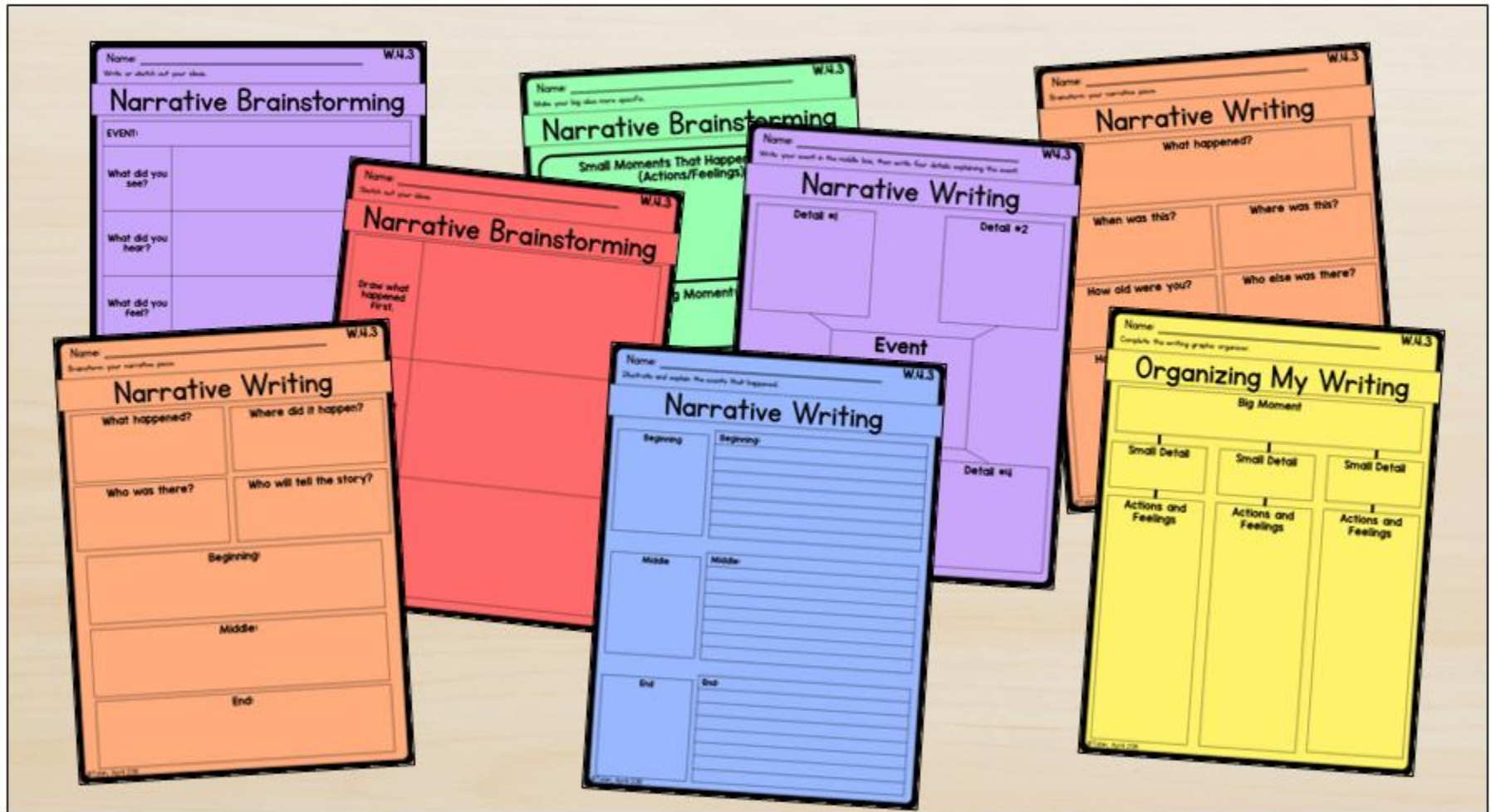


Write a fictional narrative about a boy whose dad came home from a war.

A sheet of lined paper with a yellow pencil resting on it.


Graphic Organizers

You're also provided with **graphic organizers** that you can pull from and use for any narrative writing activity.



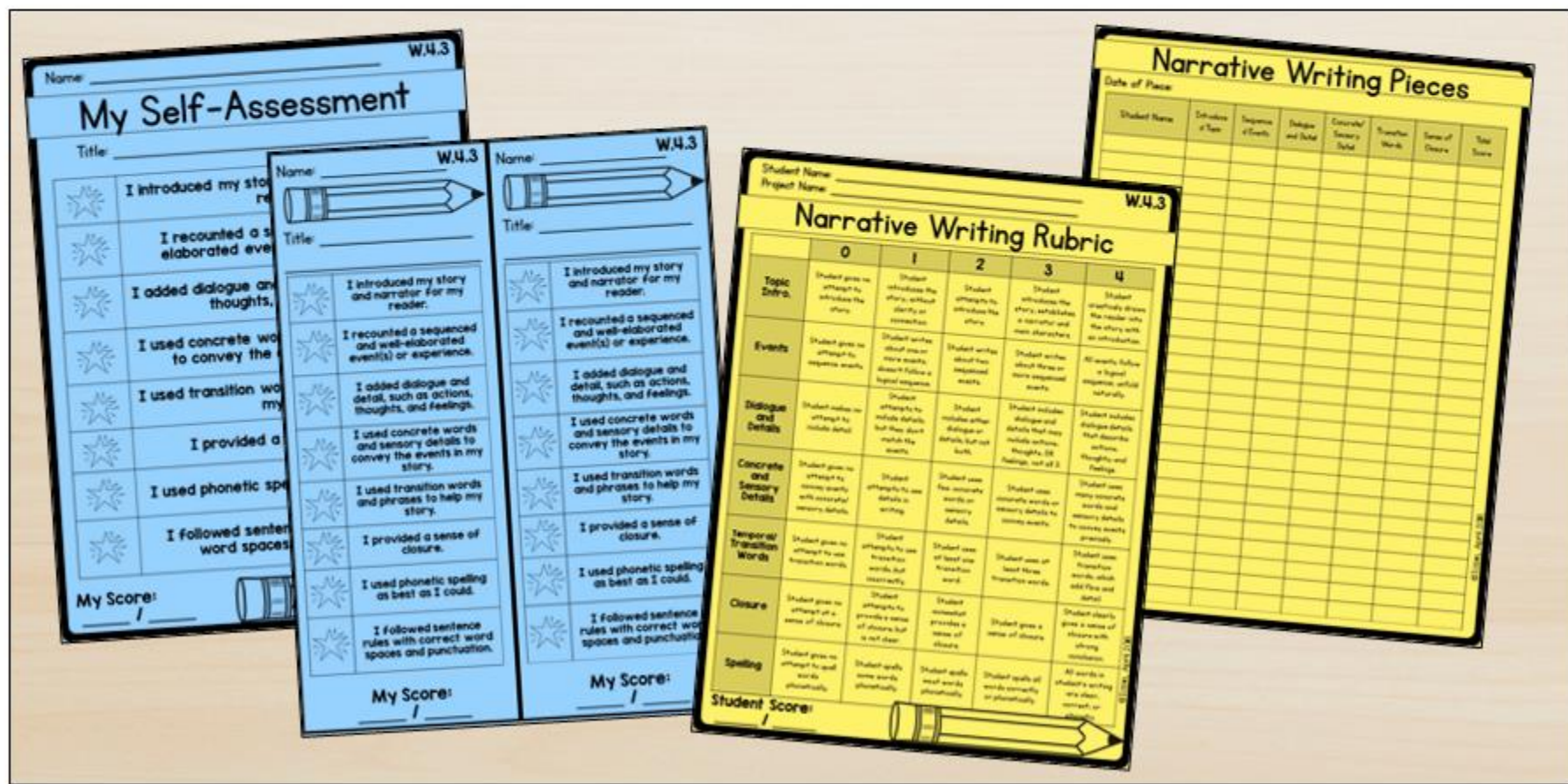
Extra Writing Papers

You're also provided with **writing papers** that you can pull from and use for any narrative writing activity. It includes primary and intermediate lines, plus three options of illustration box sizes.



Rubrics & Self-Assessment

You're also provided with rubrics, teacher tracking pages, and a self-assessment that you can use to help your students assess themselves and you assess your students' work.



Digital Additions

4 pieces of this writing unit have been converted into digital options. The passages and graphic organizers now come in Google Slides.

- Graphic organizers
- Self-assessment
- Prompts
- Writing papers



Bundle Opportunities

If this layout looks ideal for your classroom, and you know you'll be needing resources like this for **all** standards included in Common Core, check out the bundles that save you money!

Writing Domain

4th Grade

Common Core WRITING BUNDLE

4th Grade WRITING Opinion Pieces W.4.1
4th Grade WRITING Informative Pieces W.4.2
4th Grade WRITING Narrative Pieces W.4.3
4th Grade WRITING Editing & Publishing W.4.4, 5, & 6
4th Grade WRITING Research Pieces W.4.7, 8, & 9
4th Grade Common Core WRITING BUNDLE

Created by Jessica Tobin

All 6 ELA Domains

ALL-YEAR ELA

4th Grade

-or-

4th Grade Language Skills BUNDLE
4th Grade Language: Vocabulary BUNDLE
4th Grade Reading Literature RL BUNDLE
4th Grade Reading Informational RI BUNDLE
4th Grade SPEAKING & LISTENING
4th Grade Foundational Skills RF BUNDLE
4th Grade Common Core WRITING BUNDLE

Created by Jessica Tobin