


W.K.1

This ELA unit provides resources to use while teaching the standard **W.K.1**, which states that students will be able to **“Use a combination of drawing, dictating, and writing to compose opinion pieces in which they tell a reader the topic or the name of the book they are writing about and state an opinion or preference about the topic or book (e.g., My favorite book is...).”**



Using This Unit

Let's look at the structure of this unit.

Lessons

- There are 6 lessons in this unit. These lessons will likely take more than one day to complete, so you can break them up over the course of one to three days. It all depends on how much time you have for writing. I suggest at least 10-15 minutes for your daily lesson, then 15-20 minutes+ for practice time.

Prompts

- These can be used throughout the unit as you see fit. They can be incorporated into daily writing, morning work, or used throughout the school year as cyclical practice.

Graphic Organizers

- These can be used throughout the unit as you see fit, too. You can use them with your lessons if you need more or use them within your independent practice time.

Writing Papers

- There is primary lined paper. You can choose the paper you like best. There are three options: one with a large picture, one with a medium picture option, and one with a small picture option.

Assessments

- There is a student self-assessment included as well as a teacher rubric to use. Have the student complete the self-assessment before conferring about their pieces.

Mini Lessons

There are 4 mini lessons within this unit, plus 2 guided review lessons. These may take between 2 to 3 days to complete, depending on how long your ELA block is. Activities range from group work, partner activities, whole group lessons, and independent activities. **Here is a close-up of Lesson #1 + materials!**

Kindergarten Writing Lesson
W.K.1
I can write opinion pieces.
Use a combination of drawing, dictating, and writing to compose opinion pieces in which they tell a reader the topic or the name of the book they are writing about, and state an opinion or preference about the topic or book (e.g., "My favorite book is...").

Fact and Opinion
Facts and opinions are opposites.
Fact- information that has been proven and is correct
Opinion- how someone thinks or feels about something

FACT	OPINION
Apples can be red.	Red is the best color apple.
Hot dogs go into a bun.	Hot dogs are the best summer food.
Bats are a mammal that can fly.	Bats are amazing animals.

Basketball is the best sport.

Getting sleep is good for you.

What is an opinion? Write two examples.

What is a fact?

Mini Lessons

Here's a quick glance at Mini Lessons #2, 3, and 4.

Kindergarten Writing Lesson
W.K.1
I can write opinion pieces.

Use a combination of drawing, dictating, and writing an opinion piece in which they tell a reader the topic or the name of the book they are writing about, and state an opinion or preference about the topic or book (e.g., "My favorite book is...").

Focus: Stating Our Opinions

LESSON 2

Step 1: Create an anchor chart with the students on a large sheet of anchor chart paper or display the anchor chart given and discuss opinion writing on the four pieces within it.

Opinion Writing

There are 2 pieces to an opinion writing piece.

Opinion	Author states the opinion on a topic clearly.
Reason	Author gives a reason to support the opinion just stated.

Suggested Mentor Texts

FOCUS: OPINION

Don't Let Pigeons Drive the Bus By Mo Willems	By: M
My Teacher for President By: Kay Winters	By: T
I Wanna New Room By: Karen Kaufman Orloff	By: C

Frogs are the best reptiles because they live and tadpoles when they are born.

Watching scary movies is a bad idea because then you may get nightmares.

A pet bird is the best type of pet because it is so easy to take care of.

Riding a horse is fun because it is so much fun when you ride.

Kindergarten Writing Lesson
W.K.1
I can write opinion pieces.

Use a combination of drawing, dictating, and writing to compose an opinion piece in which they tell a reader the topic or the name of the book they are writing about, and state an opinion or preference about the topic or book (e.g., "My favorite book is...").

Focus: Stating Our Opinions

LESSON 3

Step 1: Teacher will introduce opinion writing stems. These can be made with a classmate anchor chart producer or anchor chart paper or you can display the anchor chart given below with sample sentence stems.

Step 2: Students will stand up around the room and focus on the teacher. Teacher will show one picture at a time on the board or under the document camera. They will then share around the room to share their opinion on each picture. They must use one of the sentence stems from the anchor.

Opinion Stems

Ways to start an opinion statement.

- I think...
- I feel that...
- I believe...
- In my opinion, ...
- I don't like...
- You should read...
- My favorite...
- I prefer...
- You should try...
- The best thing about...

My favorite animal is a dog.

I think _____

I believe _____

I feel _____

I think _____

Kindergarten Writing Lesson
W.K.1
I can write opinion pieces.

Use a combination of drawing, dictating, and writing to compose an opinion piece in which they tell a reader the topic or the name of the book they are writing about, and state an opinion or preference about the topic or book (e.g., "My favorite book is...").

Focus: Supporting Our Opinions

LESSON 4

Step 1: Introduce reasons to students. Remind them of the sentence stems just learned about and ask them how they will confuse someone if these options. Create an anchor chart with your class about supplying reasons or display one anchor chart around the room.

Step 2: Students will stand up throughout the room and focus on the teacher. Teacher will show one picture at a time on the board or under the document camera. They will then share around the room to share their opinion on each picture. They must use one of the sentence stems from the anchor.

Supplying a Reason

You can support your opinion with a reason. Think of the word 'because' when trying to support your opinion.

because

Spring is the best season.

Summer is the best season.

Alligators are scary.

Roller coasters are fun.

I like vanilla ice cream best.

Hot dogs are better than hamburgers.

My favorite book is Guy!

Snow is better than rain.

The best food is pizza.

Supplying Reasons

Name _____

Write your opinion in the middle, then write as many reasons as you can supporting it.

Opinion:

Supplying Reasons

Name _____

Write your opinion in the middle, then write as many reasons as you can supporting it.

Opinion:

Supplying Reasons

Name _____

Write your opinion in the middle, then write as many reasons as you can supporting it.

Opinion:

I think _____

because _____

Supplying Reasons

Name _____

Write your opinion in the middle, then write as many reasons as you can supporting it.

Opinion:

I think _____

because _____

Practice Lessons


Here's a quick glance at Mini Lessons #5 and 6, which are review mini lessons. After the scaffolded lesson plans, there are extra mini lessons that gives students a guided practice through their writing. The teacher will guide them through a mini lesson including a review, prewrite, and drafting.

The collage features several educational materials:

- Lesson Plan 5 (W.K.1):** Titled "I can write opinion pieces". It includes a focus on "Writing Our Opinions on Topics" and a goal for students to "read strong and weak opinions to the class".
- Lesson Plan 6 (W.K.1):** Titled "I can write opinion pieces". It includes a focus on "Writing Our Opinions on Books" and four steps: 1) Teacher provides a fictional text; 2) Students work on brainstorming paper; 3) Students pre-write or draft; 4) Students use opinion writing brainstorming sheets.
- Opinion Writing Worksheets:** Multiple sheets with sections for "Opinion" and "Reason". One prompt asks "My favorite dessert is..." and another asks "My favorite part was...".
- Opinion Prompts:** A yellow box with the text "Opinion Prompt: What is your favorite...".
- Feedback Icons:** A green checkmark in a box and a red X in a box, indicating correct and incorrect responses.
- Student Examples:** Handwritten-style text such as "I like it.", "The best pet is dog.", and "I think snow better than...".
- Illustration:** A cartoon child with thought bubbles, symbolizing the brainstorming process.


Extra Prompts

You're also provided with **prompts** that will help give students practice.




Graphic Organizers

You're also provided with **graphic organizers** that you can pull from and use for any narrative writing activity.



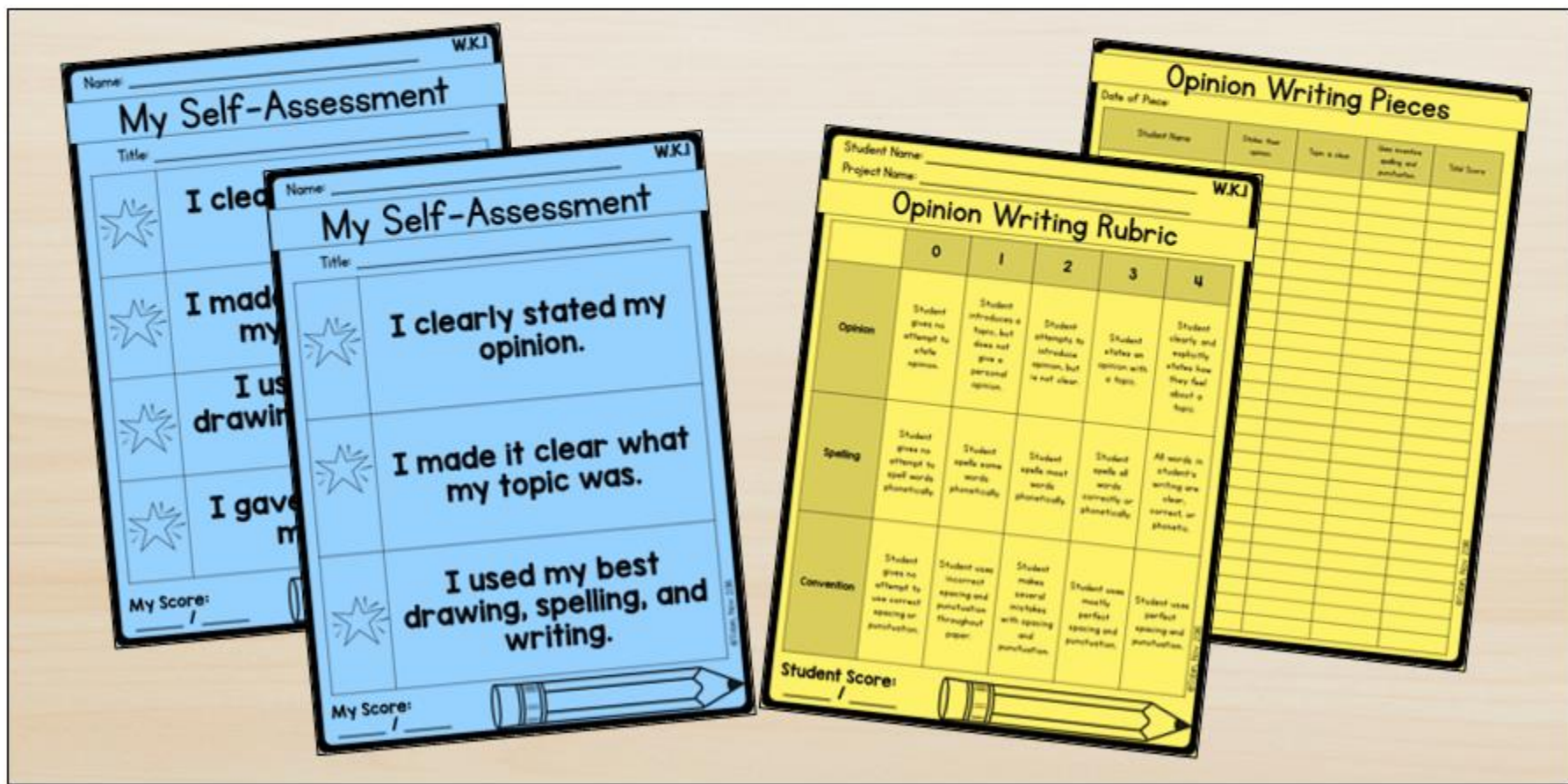
Extra Writing Papers

You're also provided with **writing papers** that you can pull from and use for any narrative writing activity. It includes primary writing lines, plus three options of illustration box sizes.



Rubrics & Self-Assessment

You're also provided with **rubrics, teacher tracking pages,** and **a self-assessment** that you can use to help your students assess themselves and you assess your students' work.



Digital Additions

4 pieces of this writing unit have been converted into digital options. The passages and graphic organizers now come in Google Slides.

- Graphic organizers
- Self-assessment
- Prompts
- Writing papers



Bundle Opportunities

If this layout looks ideal for your classroom, and you know you'll be needing resources like this for **all** standards included in Common Core, check out the bundles that save you money!

Writing Domain

Kindergarten
Common Core
WRITING BUNDLE

Kindergarten **WRITING** Opinion Pieces **W.K.1**
Kindergarten **WRITING** Informative Pieces **W.K.2**
Kindergarten **WRITING** Narrative Pieces **W.K.3**
Kindergarten **WRITING** Editing & Publishing **W.K.5 & 6**
Kindergarten **WRITING** Research Pieces **W.K.7 & 8**

Created by Jessica Tobin

All 6 ELA Domains

ALL-YEAR ELA Kindergarten

-or-

Kindergarten **Common Core WRITING BUNDLE**
Kindergarten **FOUNDATIONAL SKILLS RF.K BUNDLE**
Kindergarten **BUNDLE** RL- Informational
Kindergarten **BUNDLE** RL- Literature
Kindergarten **BUNDLE** L- Language

Created by Jessica Tobin