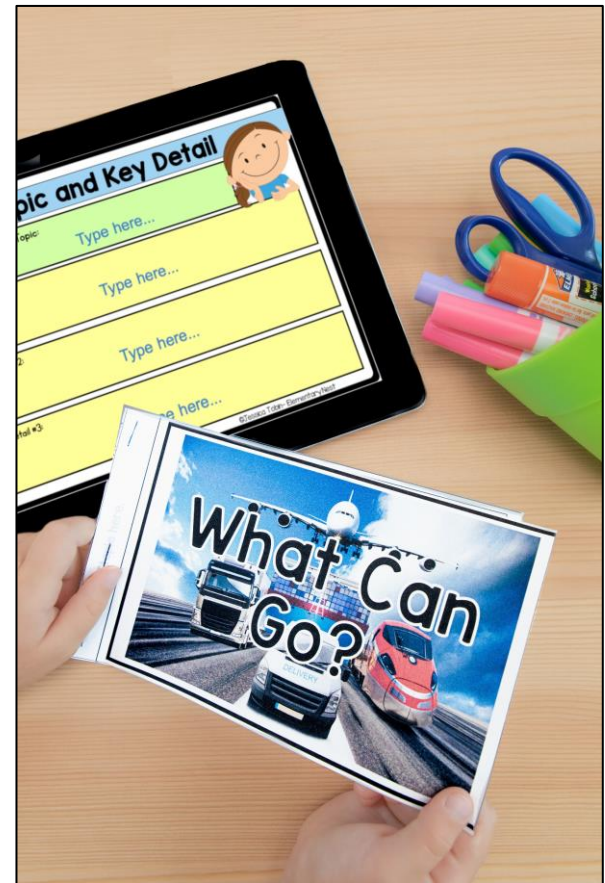
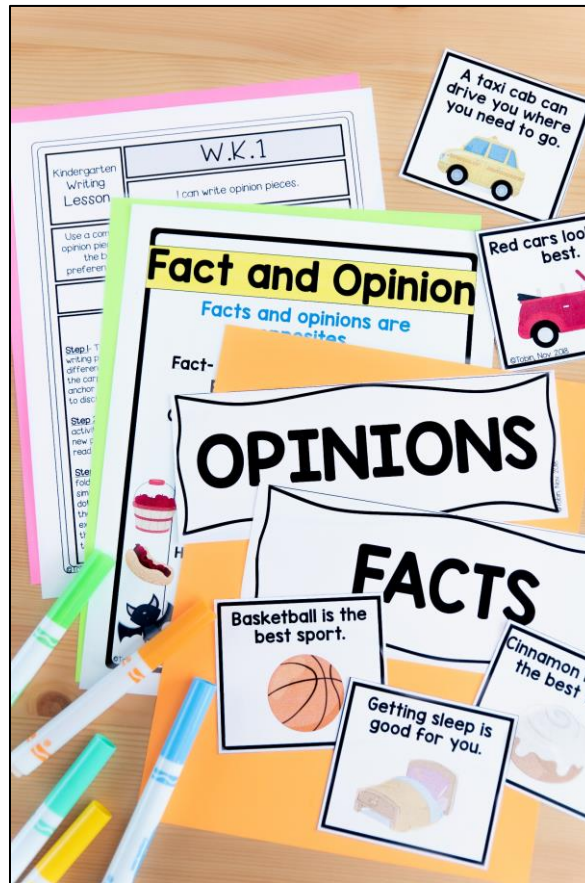


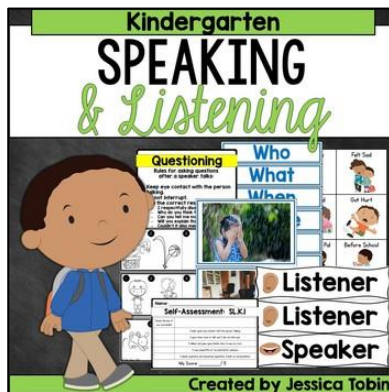


All-Year Materials

Kindergarten ELA lesson plans and supplemental activities that cover **all SIX domains** within Common Core ELA.



What is Included?

Each of the six domains contain lesson plans, graphic organizers, hands-on activities, and more! The domains cover ALL standards within those domains with standards-based materials.




What is Included?

Here is a closer look at what you'll get in each set.


Reading Literature Standards	3-4 mini lessons per standard, graphic organizers to use for any text, whole-group passages, small group activities, assessment for each standard [Digital conversions: graphic organizers, instructional passages]
Reading Informational Standards	3-4 mini lessons per standard, graphic organizers to use for any text, whole-group passages, small group activities, assessment for each standard [Digital conversions: graphic organizers, instructional passages]
Language Standards	Week-long lesson plan with partner and group activities, graphic organizers, hands-on centers, interactive notebook activities [Digital conversions: graphic organizers]
Reading Foundational Skills Standards	4-5 mini lessons per standard, hands-on practice centers, graphic organizers, assessments [No digital conversions are available at this time]
Writing Standards	6-10 lesson plans per standard (or cluster of standards such as revision and editing), writing prompts, graphic organizers, writing papers, rubrics and assessments [Digital conversions: prompts, graphic organizers, and assessments]
Speaking & Listening Standards	Mini lessons for each standard within this domain (5-6 activities for each lesson), bonus activities to continue practicing each skill [No digital conversions are available at this time]

Lesson Plans

The lesson plans within these units are easy to follow and give step-by-step instructions for whole group, partner, and independent activities. There are also material snapshots next to each step in the lesson plan to help understand which materials go with which step.

PL.K.1- Lesson 1	
Garden Reading: Literature Lesson	I can ask and answer questions about a text.
With prompting and support, ask and answer questions about key details in a text.	
Mini-Lesson Focus: What are Questions?	
Activities to Teach	
<p>Step 1- Teacher will create an anchor chart teaching students about asking and answering questions. Students can participate in the creation of the anchor chart through teaching questioning and discussion or display mini poster and discuss.</p> <p>Step 2- Teacher will read a question or sentence. Students will turn and talk with a partner to discuss if it is a question or not a question. Then, they must explain why.</p> <p>Step 3- Students will participate in a Mix-Pair-Share activity. They will mix up around the room, pair up with a new partner, and share whether the picture card has a question or a sentence on it.</p>	
Materials:	
 <p>Questions</p> <p>Questions are sentences that ask for information or answers to questions on particular topics.</p> <p>Example Questions:</p> <ul style="list-style-type: none">What is the capital of the United States?How many legs does a cat have?What is the color of the sky? <p>Questions to Ask:</p> <ul style="list-style-type: none">What is your name?I am from where are you?The kids took a nap.Why is the sky dry?My teacher helps me.Who do you want to be?We are going to the beach?Who is the best teacher?The book is for class.Who will hold the flag for me?My dog can help us find it.	

Kindergarten Language Lesson	<h1 style="margin: 0;">L.K.1.b</h1>
I can use nouns and verbs	
Use frequently occurring nouns and verbs.	Vocabulary: noun verb

<p>Activities to Teach:</p> <p><u>Steps 1-3 will focus on nouns. Steps 4-6 will focus on verbs.</u></p> <p>Step 1: Teacher will create two anchor charts with students all about nouns or simply display the mini posters and discuss.</p> <p>Step 2: Teacher will display one picture at a time on the board. Students will turn and talk with a partner to identify three nouns they see in the picture.</p> <p>Step 3: Students will participate in a Mix-Pair-Share activity. The students will mix up around the room, pair up with a new partner, and share the answer to the teacher's question. The teacher will read a sentence and ask the students to identify the noun in the sentence. (Script given)</p> <p>Step 4: Teacher will create two anchor charts with students all about verbs or simply display the mini posters and discuss.</p> <p>Step 5: Students will participate in another Mix-Pair-Share activity. They will mix up, pair up, and share one sentence about the verb picture card that the teacher displays on the board.</p> <p>Step 6: Students will stand up and spread out around the room. The teacher will display a verb word card or write it one at a time on the board. The students must act out these verbs to show the action.</p>	<p>Materials:</p> 
---	---

Suggested Group/Partner Centers: -Center #1-3 in group	Suggested Independent Activities: -Graphic Organizers #1-6
--	--

Informal Assessment:

-Teacher will ask students to identify three verbs and three nouns. Then, they must verbally use one of these in a sentence.

Kindergarten Writing Lesson

W.K.3

I can write narrative pieces.

Use a combination of drawing, dictating, and writing to narrate a single event or several loosely linked events, tell about the events in the order in which they occurred, and provide a reaction to what happened.

Focus:
Brainstorming

LESSON 2

Step1- Teacher will guide students through a brainstorming session. On a chart paper, he or she will write a list of ideas generated by the students on what they can write about. (Extra paper offered if teacher wants to let students write and copy the list, on their own after the class is finished generating ideas.)

Step2- Teacher will put one big idea or big event card under the document camera. Once the class knows the topic, they will turn and talk with a partner to share a more specific moment from that big idea. Teacher will model one for the class. He/she will use the big idea of 'Playing Soccer', and give more specific moments, such as 'My first goal' or 'Meeting my coach for the first time'.

Step3- Students will draw a big moment card. They will illustrate three possible events or details that could happen with this big moment. Teacher will model one of them first. For example, if it said vacation at the beach, students could draw a kid building a sandcastle, swimming in the ocean, and putting on sunscreen.

Materials:

What We Can Write About

My First
My first _____

My First
My first _____

My First
My first _____

My First
My first _____

My First
My first _____

My First
My first _____

©2018 Nov. 2018

High-Interest Resources

Also included in each unit are supplemental materials to use in addition to your lesson plans. These materials can be used in group work, small group, independent time, break-out practice time, and any way you need to fit your ELA block.



Pacing Guide

I have also included a pacing guide of suggested timelines for your year. These are only suggestions of how to fit in instruction and review. If your district requires other pacing and standard ordering, these resources can still be used!

[illegible]