

Crazy for Contractions



Contraction Shapes

Name: _____

Directions- Match up shapes to make a contraction, then write the contraction in the matching shape on this paper.

My brother told me I should not touch his Nintendo.	shouldn't
We will get back home after our trip.	we'll
If he behaved, he could have picked a prize out of the Treasure Box.	could've
I think she will call me tomorrow.	she'll
	it's

--	--	--

--	--	--

Contraction Grids

Name: _____

Directions- Use the word in the first box, combine it with the word in the second box, then write the contraction in the last box.

I	 have	I've
you		
we		
they		
should		
could		
would		
might		
must		

INCLUDED

**Activity 1:
Root Word/Contraction Match-Up**

**Activity 2:
Spin-a-Contraction**

**Activity 3:
Find the Contractions (Sentences)**

**Activity 4:
Contraction Shapes**

**Activity 5:
Grid Contractions**

**Activity 6:
Contraction Printables**



ACTIVITIES

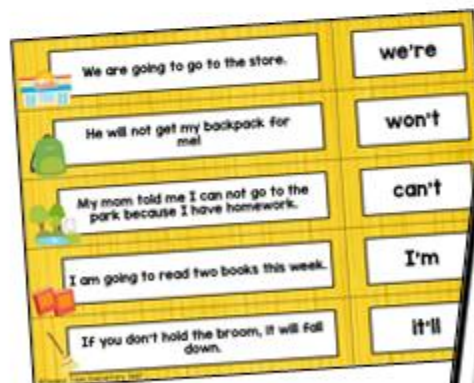


Spin-A-Contraction

Name: _____

Directions: Spin the first word on the left spinner, then spin the second word on the right spinner. Put them together to make a contraction.

Base Word 1	Base Word 2	CONTRACTION



Find The Contraction

Name: _____

Directions: After matching the sentences with the matching contraction, circle the two base words in the sentences, then write the contraction.

Sentence	Contraction
1. We are going to go to the store.	
2. He will not get my backpack for me.	
3. I am going to read two books this week.	
4. We will get back home after our trip.	
5. I think she will call me tomorrow.	
6. It is very rainy outside this week.	
7. If you don't hold on to the broom, it will fall down.	
8. My mom told me I can not go to the park because I have homework.	

5 activities for students including one game. All the activities can be done with a partner!


WORKSHEETS

Contractions

Name: _____
 Directions- Use the contractions in the word bank to complete the sentence.

can't	we're	it'll
she'll	could've	won't

- _____ going to see our horse.
- Why _____ I see the barn?
- She _____ give me my saddle.
- My horse _____ run away.
- _____ be _____
- _____ be _____



©Jessica Tobin, Elementary Nest

Contractions

Name: _____
 Directions- Cut and glue the correct contraction to the matching words.

it will	might have	who is
<input type="text"/>	<input type="text"/>	<input type="text"/>
has not	we are	she is
<input type="text"/>	<input type="text"/>	<input type="text"/>

who's it'll hasn't might've we're she's

©Jessica Tobin, Elementary Nest

Contractions

Name: _____
 Directions- Add the words together to find the contraction.

he	+	will	=
she	+	has	=
it	+	is	=
did	+	not	=
should	+	have	=
they	+	will	=
you	+	would	=
I	+	have	=



©Jessica Tobin, Elementary Nest

Contractions

Name: _____
 Directions- Take the contractions apart. Write the two words that make up the contraction.


don't	==	
can't	==	
they're	==	
should've	==	
couldn't	==	
he's	==	
they've	==	
we'll	==	
we've	==	



©Jessica Tobin, Elementary Nest

Contractions

Name: _____
 List as many contractions that you can in 2 minutes.



©Jessica Tobin, Elementary Nest