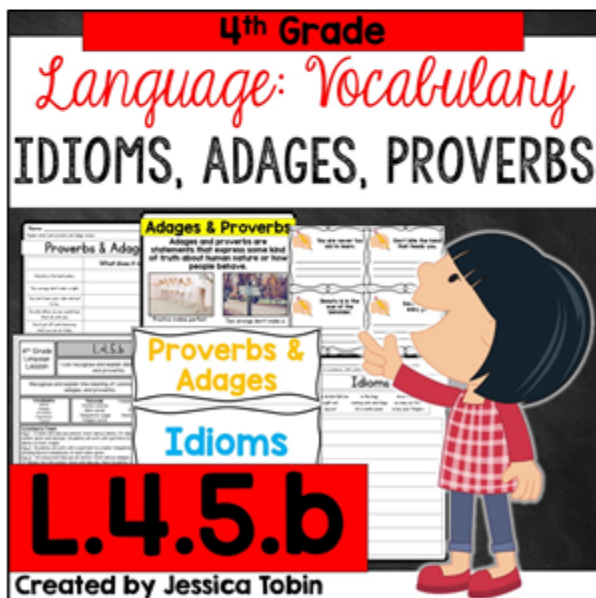


L.4.5.b

This ELA unit provides resources to use while teaching the standard **L.4.5.b**, which states that students will be able to **“Recognize and explain the meaning of common idioms, adages, and proverbs.”**



Using This Unit

Let's look at the structure of this unit.

Lesson Plans

- The lesson plans in these language units usually range between 5-7 steps. Depending on how long you have for mini lessons for Language, you can choose how to break the steps apart. You can teach it over 2 days, or you could stretch the steps out over 5 days. It all depends on the time you have allotted for Language. I suggest at least 10 minutes for your daily lesson, then 15-20 minutes (or more) for practice time. Putting your activities together may take a week to complete.

Graphic Organizers

- These can be used throughout the unit as you see fit. You can use them with your lessons if you need more or use them within their partner/independent time.

Centers & Interactive Notebook Pieces

- These can be used throughout the unit as you see fit, too. They can be used during group work, down time, or however they fit into your current ELA block structure.

Assessment

- There is one informal assessment activity at the end of the lesson plan. When you're finished teaching your unit, use this assessment with your students.

Mini Lessons

There is a lesson plan outline in this unit. There are five steps within this unit, which may take about a week to complete, depending on how long your ELA block is. Activities range from group work, partner activities, whole group lessons, and independent activities.

4th Grade Language Lesson

L.4.F.1

I can recognize and and p

Recognize and explain the meaning of adages, and provide evidence from the text to support your explanation.

Vocabulary: Idioms, Proverbs, Figurative

Materials: Anchor chart, Idiom cards, "Snapshots" poster

Idioms

Idioms are sayings that translated literally. The figurative meaning originates from a specific

Cut out and use for the idioms matching game.

To throw in the towel	One
Sleep tight.	Shee
At the drop of a hat	Strike
Feather in your cap	
Raining cats and dogs	Bark
Bury the hatch	

Meaning to give up

Meaning So

Origin: American Indians used to receive a feather to add to their headdress when they fought bravely in battle.

Origin: Every will be two fu. The second fu

Meaning: Go to bed.


Name: _____

Idiom Snapshots!


Draw a literal translation of each idiom in the polaroid. Then, explain the meaning underneath the idiom.

Adages & Proverbs


Adages and proverbs are statements that express some kind of truth about human nature or how people behave.




Practice makes perfect.



Two wrongs don't make right.



An apple a day keeps the doctors away.



Don't judge a book by its cover.

Adages & Proverbs are commonly used to "teach a lesson" and sometimes correlate with themes in stories.

Practice makes perfect.

Birds of a feather flock together.

The cloth

Beauty is in the eye of the beholder.

The early bird gets the worm.

Better lat

A picture is worth a thousand words.

Better safe than sorry.

Curiosity

Two wrongs don't make a right.

When the gold the tough

The best things in life are free.

You're never too late to learn something

The grass greener o

A rolling stone gathers no moss.

Stop and smell roses.

Name: _____

Choose 2 of the Adages & Proverbs cards. Think of a story plot that would fit each of the adages. Record in four sentence descriptions of each plot.

Adages and Proverb Plots

Proverb/Adage: _____

Story Plot: _____

Proverb/Adage: _____

Story Plot: _____

Centers

On top of the lesson plans you get for the L.K unit, you also get centers that will help you teach this unit. These can be used during this unit AND reused throughout the year as review.

L.4.5.b

Sort the sentences into the correct category: idioms, adages/proverbs.

Proverbs & Adages

Idioms

Center 1: Sort the sentences into the correct category: idioms, adages/proverbs. L.4.5.b

A bird in the hand is worth two the bush.

raining cats and dogs

The clothes make the man.

Center 1: Sort the sentences into the correct category: idioms, adages/proverbs. L.4.5.b

spring into action

Look before you leap.

busy bee

Center 1: Sort the sentences into the correct category: idioms, adages/proverbs. L.4.5.b

cool as a cucumber

Actions speak louder than words.

Center 2: Match the idioms to the literal meaning.

raining cats and dog	raining hard
down in the dumps	feeling sad
out of the blue	happening with warning
having a change of heart	changing your mind
put a bug in his ear	make a suggestion of

Center 2: Match the idioms to the literal meaning.

a gray area	unclear information
horse of a different color	something different separate
I'm all ears.	full attention
speak your mind	say what you really think
cat got your tongue	not talking

Center 2: Match the idioms to the literal meaning.

costs an arm and a leg	something expensive
having second thoughts	having doubts
read between the lines	find the meaning
over the moon	thrilled
chill out	calm down

Center 3: Draw a task card and read the adage or the proverb. Then, write the meaning of each.

L.4.5.b

while the sun shines

You are never too old to learn.

Don't bite that fellow.

Beauty is in the eye of the beholder.

Easy come, easy go.

Beggars can't be choosers.

I have a back of my hand.

Center 3: Draw a task card and read the adage or the proverb. Then, write the meaning of each. L.4.5.b

hit the hay

You can't teach an old dog new tricks.

Don't judge a book by its cover.

What you don't know can't hurt you.

Never look a gift horse in the mouth.

The best things in life are free.

The clothes make the man.

Extra Resources

On top of the lesson plans you get for the L.K unit, you also get interactive notebook pieces and graphic organizers that will help you teach this unit. These can be used during this unit AND reused throughout the year as review.

Idioms L4.5.b
Name: _____
Use each idiom in a sentence, using context clues to help supply missing words.

heard through the grapevine	
two peas in a pod	
on cloud nine	
under the weather	
dressed to the nines	

Proverbs & Adages L4.5.b
Name: _____
Explain what each proverb and adage means.

Honesty is the best policy.	What do you think?
Two wrongs don't make a right.	
You can't have your cake and eat it, too.	
Do unto others as you would have done unto you.	

Idioms L4.5.b
Name: _____
Use each idiom in a sentence, with context clues to show understanding.

a little birdie told me	in the bag	draw a blank
right out	raining cats and dogs	as easy as ABC
pig out	off a snail's pace	cross your fingers

Idioms L4.5.b
Name: _____
Use each idiom in a sentence, with context clues to show understanding.

When the going gets tough, the tough gets going.	down to the wire
let the cat out of the bag	Better safe than sorry.
make a mountain out of a molehill	Measure twice, cut once.

Proverbs & Adages L4.5.b
Name: _____
Use each proverb or adage in a sentence, with context clues to show understanding.

Better late than never.	Two heads are better than one.	Strike while the iron is hot.
Opposites attract.	A penny saved is a penny earned.	Don't judge a book by its cover.
Wash out, wash out.	Early bird gets the worm.	Look before you leap.

Idioms, Proverbs, & Adages L4.5.b
Name: _____
Write a sentence about the picture using an idiom, a proverb, or an adage.

Idioms L4.5.b
Name: _____
Use each idiom in a sentence, with context clues to show understanding.

bull in a china shop
get cold feet
miss the boat
piece of cake

Idioms L4.5.b
Name: _____
Use each idiom in a sentence, with context clues to show understanding.

Curiosity killed the cat.
Don't count your chickens before they hatch.
Beggars can't be choosers.
Actions speak louder than words.

Interactive Notebook Pieces

