

WHAT'S INCLUDED

Set 1 Worksheets

Short a	-ck Blend
Short e	-th Digraph
Short i	-sh Digraph
Short o	-ch Digraph
Short u	Beginning L-Blends
Long a	Beginning R-Blends
Long e	More Beginning Blends
Long i	Ending -nk Blends
Long o	Ending -ng Blends
Long u	More Ending Blends
R-Controlled Words	

Set 2 Worksheets

-oi and -oy
-ar and -or
-er, -ur, and -ir
-ng and -nk
-ou and -ow
-au and -aw
-oo
Soft c and Soft g

SET 1 WORKSHEETS


Set 1 Worksheets Include:

- Cut and Spell It
- Short Passage
- Word Families
- Spelling Words
- Rhyming
- Trace It & Write It
- Word Sort

Name: _____

Short A Cut and Spell

Cut and glue the word, then write the word.



_____	_____
_____	_____
_____	_____

a b g b t

Name: _____

Short A Poem

Read the poem, highlight the short a words. Answer the questions.

The cat sat on the hat.
When the hat went flat,
the cat was sad. The cat
went to get a bag. That
was all she had.

Write two
-at words.

Who is the main
character?

What did the cat
sit on?

Write two words.

Name: _____

Short A Word Families

Write two words from each word family, then illustrate.

-at word family	Write word here	Illustrate here
-am word family	Write word here	Illustrate here
-an word family	Write word here	Illustrate here

Name: _____

Short A Rhyming


Circle the word that rhymes with each word.

cat	
bag	
ham	
map	

Name: _____

Making Short A Words

Write the letters that make up each word, then re-write the word.



_____	_____
_____	_____
_____	_____
_____	_____

Name: _____

Short A Trace & Write


Trace the word, then write the word.

	flat	Write
	ham	Write
	bag	Write
	cab	Write
	brag	Write
	pan	Write

Name: _____

Short A Word Sort

Cut and glue the words into the correct categories.

Short a	Not Short a	
		
that	jet	pot
pan	jug	jam
ten	map	put

SET 2 WORKSHEETS

Each Section Includes:

- Cut and Spell It
- Short Passage
- Word Families
- Spelling Words
- Rhyming
- Drawing
- Trace It & Write It
- Word Sort
- Sentences

Name _____

-oi Cut and Spell

Cut and glue the word, then write it.

	_____
	_____
	_____

Name _____

-oy Cut and Spell

Cut and glue the word, then write the word.

	_____
	_____
	_____

Name _____

-oi & -oy Poem

Read the poem, highlight the -oi & -oy words. Answer the questions.

There was a royal boy and a cowboy. They both wanted a toy coin. The toy coin was across the poison oil lake. They thought they should avoid the poison oil lake. They were so they wouldn't enjoy the toy coin.

What did the boys want?	_____
Why couldn't the boys get it?	_____

Name _____

-oi & -oy Word Family

Write two words from each word family, then illustrate.

-oi word family	Write word here _____	Illustrate here _____
	Write word here _____	Illustrate here _____

Name _____

-oi and -oy Rhyming

Circle the word that rhymes with each word. Then write the word.

boy		Write the rhyming word _____
oil		Write the rhyming word _____
join		Write the rhyming word _____

Name _____

Making -oi & -oy Words

Write the letters that make up each word, then rewrite the word.

	_____
	_____
	_____

Name _____

-oi & -oy Trace & Write

Trace the word, then write the word.

	cowboy	_____
	noise	_____
	enjoy	_____
	spoil	_____
	destroy	_____
	joint	_____

Name _____

-oi & -oy Drawing


Trace and read the word, then illustrate it.

toy	boil
coin	boy

Name _____

-oi & -oy Word Sort

Cut and glue the words into the correct categories.

-oi	-oy	
		
soy	boil	moil
annoy	cowboy	nois
boil	loyal	coi

Name _____

-oi & -oy Sentences

Read the word, then write a sentence about it.

	oysters	_____
	poison	_____
	royal	_____
	oil	_____