


RF.2.3.b

This ELA unit provides resources to use while teaching the standard **RF.2.3.b**, which states that students will be able to **“Know spelling-sound correspondences for additional common vowel teams.”**



Using This Unit

Let's look at the structure of this unit.

Pre-Assessment

- There is one-page assessment included at the beginning of this unit. It also comes with structured directions so that you can assess the students on the true skill and not their reading comprehension.

Lessons

- There are 3 mini lessons in this unit. Each mini lesson will likely take more than one day to complete, so you can break them up over the course of one to three days. It all depends on how much time you have for your ELA block. For Foundational Skills, I suggest at least 10 minutes for your mini lesson at least twice a week, then 15-20 minutes+ for practice time (which can be done during small group, centers, or learning stations). Putting your mini lessons together may take between one to two weeks.

Graphic Organizers

- These can be used throughout the unit as you see fit. You can use them with your lessons if you need more or use them within your independent reading time.

Hands-On Centers

- These can be used throughout the unit as you see fit, too. They can be used during partner reading time, independent reading time, or a continuation of a mini lesson you think they need more time with.

Interactive Notebook Pieces

- Use these resources as you see fit. If you do centers or hands-on learning time, include these pieces within the centers for extended practice.

Assessment

- There is two-page assessment included at the end of this unit. It also comes with a script and structured directions so that you can assess the students on the true skill and not their reading comprehension.

©Jessica Tobin, Elementary Nest

Mini Lessons

There is a lesson plan outline in this unit. There are three or four steps within each lesson plan. Each lesson plan may take one to two days to complete. Activities range from group work, partner activities, whole group lessons, and independent activities.

2nd Grade Foundational Skills Lesson **Pf.2.3.b lesson 1**
I can identify and use vowel teams.
Know spelling-sound correspondences for additional common vowel teams.

Long a Words
When a word has a long a, the a says its name.
Here are vowel teams that help.

2nd Grade Foundational Skills Lesson **Pf.2.3.b lesson 2**
I can identify and use vowel teams.
Know spelling-sound correspondences for additional common vowel teams.
Mini-Lesson Focus: Long e Vowel Teams
Activities to Teach:
Step 1: Teacher will introduce a long vowel anchor chart.

Long e Words
When a word has a long e, the e says its name.
There are vowel teams that help make the e say its name.

2nd Grade Foundational Skills Lesson **Pf.2.3.b lesson 3**
I can identify and use vowel teams.
Know spelling-sound correspondences for additional common vowel teams.
Mini-Lesson Focus: Long i Vowel Teams
Activities to Teach:
Step 1: Teacher will introduce a long vowel anchor chart (or create their own larger anchor chart). During the creation, the teacher will focus on the sound the vowel team makes and examples of each.
Step 2: Students will participate in the Flip-Pair-Share activity. The teacher will display a picture card with three spelling variations. Students will mix up around the room, pair up with a new partner, and share which vowel team spelling is correct.
Step 3: Students will work with a partner to draw a word card. After they read the word aloud, they will use a highlighter to highlight the vowel team in the word.
Step 4: Students will work independently to complete a fold-and-clip book. They will fold along the bold line, then cut out the dotted line. Then, they will cut and glue the picture cards under the correct category.

Long i Words
When a word has a long i, the i says its name.
There are vowel teams that help make the i say its name.

Long i Vowel Teams

ai
ee
ei
ie
y
igh

Long a Words
peighs pays pals rainy ray sailing great

Long e Words
peace piece peecce teeth teyft sweet ni donkey st money re

Long i Words
File Fligh fly fries fr dried delight night by my flies rhyme sight might tried lie reply

Centers

On top of the lesson plans you get for the RF unit, you also get centers that will help you teach this unit. These can be used during this unit AND reused throughout the year as review.

Center 1: Fill in the vowel teams with a dry eraser marker. RF.2.3.b

f _ _ t	b _ i _
s _ _ t	a _ f _ r _

Center 1: Fill in the vowel teams with a dry eraser marker. RF.2.3.b

w _ _ _ n _ d _	w _ _ _ r _ _ t _ h _
-----------------	-----------------------

Center 2: Draw a sentence strip. Circle the word with the correct vowel team. RF.2.3.b

He asked me to get the paint paynt

I might myght go fishing later today.

Center 2: Draw a sentence strip. Circle the word with the correct vowel team. RF.2.3.b

Kim ate the last slice of pie pig

Have you brushed your teeth teat

Center 3: Read the words. Circle the vowel team. Match the picture card to the word. RF.2.3.b

argue	feet	jewel
clay	break	

Center 3: Read the words. Circle the vowel team. Match the picture card to the word. RF.2.3.b

They saw the blul blue she

Center 4: Look at the picture. Spell the word in the letter boxes. RF.2.3.b

sleigh	_____
scoop	_____
piece	_____
pillow	_____

Center 4: Look at the picture. Spell the word in the letter boxes. RF.2.3.b

_____	_____	_____
_____	_____	_____
_____	_____	_____
_____	_____	_____
_____	_____	_____

Center 4: Look at the picture. Spell the word in the letter boxes. RF.2.3.b

_____	_____
_____	_____
_____	_____
_____	_____
_____	_____

Extra Resources

On top of the lesson plans you get for the RF unit, you also get interactive notebook pieces and graphic organizers that will help you teach this unit. These can be used during this unit AND reused throughout the year as review.

Name: _____ RF.2.3.b

Write three words from each vowel team.






Vowel Teams

-ui	-ea
-ai	-oa

Name: _____ RF.2.3.b

Cut and glue the correct vowel team next to the picture.

Vowel Teams

	<input type="checkbox"/>		<input type="checkbox"/>
	<input type="checkbox"/>		<input type="checkbox"/>
	<input type="checkbox"/>	<input type="checkbox"/>	<input type="checkbox"/>

Name: _____ RF.2.3.b

Cut words from each vowel team.

-ai vowel team
-ee vowel team
-ea vowel team
-igh vowel team

Name: _____ RF.2.3.b

Cut words from each vowel team.





-ay vowel team
-ea vowel team
-igh vowel team

A Few Example Graphic Organizers

Name: _____ RF.2.3.b










Fill in the missing letters to spell the word.

Long o Words

		
wind	thru	sneak
		
arr	card	th

Name: _____ RF.2.3.b

Write the vowel team that matches the picture.

Bundle Opportunities

If this layout looks ideal for your classroom, and you know you'll be needing resources like this for **all** standards included in Common Core, check out the bundles that save you money!

[Foundational Skills Domain](#)

[All 6 ELA Domains](#)

2nd Grade Foundational Skills
RF BUNDLE

Created by Jessica Tobin

-or-

ALL-YEAR ELA
2nd Grade

Created by Jessica Tobin