


# RF.3.3.c

This ELA unit provides resources to use while teaching the standard **RF.3.3.c**, which state that students will be able to **"Decode multisyllable words."**



## Using This Unit

Let's look at the structure of this unit.

### Pre-Assessment

- There is one-page assessment included at the beginning of this unit. It also comes with structured directions so that you can assess the students on the true skill and not their reading comprehension.

### Lessons

- There are 3 mini lessons in this unit. Each mini lesson will likely take more than one day to complete, so you can break them up over the course of one to three days. It all depends on how much time you have for your ELA block. For Foundational Skills, I suggest at least 10 minutes for your mini lesson at least twice a week, then 15-20 minutes+ for practice time (which can be done during small group, centers, or learning stations). Putting your mini lessons together may take between one to two weeks.

### Graphic Organizers

- These can be used throughout the unit as you see fit. You can use them with your lessons if you need more or use them within your independent reading time.

### Hands-On Centers

- These can be used throughout the unit as you see fit, too. They can be used during partner reading time, independent reading time, or a continuation of a mini lesson you think they need more time with.

### Interactive Notebook Pieces

- Use these resources as you see fit. If you do centers or hands-on learning time, include these pieces within the centers for extended practice.

### Assessment

- There is two-page assessment included at the end of this unit. It also comes with a script and structured directions so that you can assess the students on the true skill and not their reading comprehension.

©Jessica Tobin, Elementary Nest

# Mini Lessons

There is a lesson plan outline in this unit. There are three or four steps within each lesson plan. Each lesson plan may take one to two days to complete. Activities range from group work, partner activities, whole group lessons, and independent activities.

**3rd Grade Foundational Skills Lesson** **RF.3.3.c lesson 1**  
I can read words with 2 or more syllables.  
Decode multisyllable words.  
Mini-Lesson Focus: Reviewing Open & Closed Syllables  
Activities to Teach:

**Open & Closed Syllables**  
Syllables can either be open or closed.

**Syllables**  
You can break apart words to show their syllables.  
-Every syllable has to have a vowel.

**3rd Grade Foundational Skills Lesson** **RF.3.3.c lesson 2**  
I can read words with 2 or more syllables.  
Decode multisyllable words.  
Mini-Lesson Focus: Separating and Counting Syllables  
Activities to Teach:

**3rd Grade Foundational Skills Lesson** **RF.3.3.c lesson 3**  
I can read words with 2 or more syllables.  
Decode multisyllable words.  
Mini-Lesson Focus: Reading and Decoding Multisyllable Words  
Activities to Teach:

**Let's Code Our Words**  
Name: \_\_\_\_\_  
/ Separate. / Find

**Decoding Words**

**doorway** **understand**  
**evergreen** **hospital**  
**outside** **after**  
**victim** **electric**  
**calculate** **skyline**  
**capital** **morning**  
**artist** **bumblebee**  
**lumber** **hurricane**  
**tornado** **extend**

**alligator** **pre** **thermometer** **math** **invitation** **butterfly** **dinosaur** **envelope** **exercise**  
**politician** **That** **scientific** **re** **abbrevia** **astronaut** **banana** **intersection** **fact**  
**detective** **where** **enthusiastic** **aut** **congratula** **elephant** **alligator** **iguana** **hamb**  
**diction** **caterpillar** **icicle** **helicopter** **invite**

**com/pu/te** **strawberry** **alligat**  
**supermarket** **elevator** **alphabe**  
**handwriting**

**guitar** **pen** **football** **sunset** **donut**

**© Jessica Tobin, Elementary**

# Centers

On top of the lesson plans you get for the RF unit, you also get centers that will help you teach this unit. These can be used during this unit AND reused throughout the year as review.

Center 1: Break the words apart into syllables and then match the picture.

calculator



Center 1: Break the words apart into syllables and then match the picture.

telephone



Center 1: Break the words apart into syllables and then match the picture.

octopus




Center 1: Break the words apart into syllables and then match the picture.

imagination



Center 2: Write the correct open and closed syllables into the syllable boxes. (First one is an example.) RF.3.3.c

Example



pho to gra phy

Center 2: Write the correct open and closed syllables into the syllable boxes. (First one is an example.) RF.3.3.c



Center 2: Write the correct open and closed syllables into the syllable boxes. (First one is an example.) RF.3.3.c



Center 3: Separate the syllables with a "/", then circle the vowels. RF.3.3.d



camera



bicycle



Pennsylvania



investigation



calendar



graduation

Center 3: Separate the syllables with a "/", then circle the vowels. RF.3.3.d



ingredients



library



volcano



elementary



basketball



disappointed










# Extra Resources

On top of the lesson plans you get for the RF unit, you also get interactive notebook pieces and graphic organizers that will help you teach this unit. These can be used during this unit AND reused throughout the year as review.

Name: \_\_\_\_\_ RF.3.3.c

Decide the multisyllabic word and circle the correct picture.

### Multisyllabic Words

questioning			
caterpillar			
happiness			

Name: \_\_\_\_\_ RF.3.3.c

Break apart the words into syllables. Circle the words in each syllable.

### Multisyllabic Words

discounted	dishwasher	geometrical
avocado	permanent	comprehension
examination	mishandled	football

Name: \_\_\_\_\_ RF.3.3.c

Decide the word and draw a picture to match.

### Multisyllabic Words

helicopter	celebration	macaroni
octopus	underwater	dictionary
thermometer	alligator	certificate

1. \_\_\_\_\_

2. \_\_\_\_\_

3. \_\_\_\_\_

4. \_\_\_\_\_

5. \_\_\_\_\_

6. \_\_\_\_\_

Name: \_\_\_\_\_ RF.3.3.c

Flap to use the word

### Interactive Notebook Pieces

emergency	determine
successful	February
	furniture

©Jessica Tabin, Elementary Nest




# Bundle Opportunities

If this layout looks ideal for your classroom, and you know you'll be needing resources like this for **all** standards included in Common Core, check out the bundles that save you money!

## Foundational Skills Domain

3rd Grade Foundational Skills  
**RF BUNDLE**



Created by Jessica Tobin

-or-

## All 6 ELA Domains

**ALL-YEAR ELA**  
3rd Grade



Created by Jessica Tobin