

RI.2.2

This ELA unit provides resources to use while teaching the standard **RI.2.2**, which states that **students will be able to Identify the main topic of a multiparagraph text as well as the focus of specific paragraphs within the text.**



Using This Unit

Let's look at the structure of this unit.

Lessons

- There are 3 mini lessons in this unit. Each mini lesson will likely take more than one day to complete, so you can break them up over the course of one to three days. It all depends on how much time you have for your reading block. I suggest at least 10-15 minutes for your daily lesson, then 15-20 minutes+ for practice time. Putting your mini lessons together may take between one to two weeks.

Graphic Organizers

- These can be used throughout the unit as you see fit. You can use them with your lessons if you need more or use them within your independent reading time.

Reading Passages

- These can be used throughout the unit as you see fit, too. They can be used during partner reading time, independent reading time, or a continuation of a mini lesson you think they need more time with.

Task Cards & Interactive Notebook Pieces

- Use each of these resources as you see fit. If you do centers or hands-on learning time, include these pieces within the centers for extended practice.

Assessment

- There is one 3-page assessment included at the end of this unit. When you're finished teaching your two week unit, use this assessment with your students. Answer key is included.

Mini Lessons

There are three mini lessons within this unit. They may take between 5 to 10 days to complete, depending on how long your ELA block is. Activities range from group work, partner activities, whole group lessons, and independent activities.

2nd Grade Reading Informational Lesson

RI.2.2- Lesson 1

I can identify the main topic of an entire text or within one specific paragraph.

Identify the main topic of a multi-paragraph text, as well as the focus of specific paragraphs within the text.

Mini-Lesson Focus: What is a Main Topic?

Activities to Teach:
Step 1: Teacher will create an anchor chart teaching students about what a main topic is. He class makes notes about how to determine it while reading or listening.

Materials:
Anchor chart, paper, markers, sticky notes.

Main Topic

Butterflies wings
Butterfly Food
Butterfly life cycle

Butterflies wings
Butterfly Food
Butterfly life cycle

Basketball scores
The rules of basketball
Playing sports

What's It Mostly About?

Circle the sentence that fits the picture the best.

	<input type="checkbox"/> Ocean life <input type="checkbox"/> Trees and plants <input type="checkbox"/> Mountains and hills <input type="checkbox"/> Lightning striking buildings <input type="checkbox"/> Storms in the city <input type="checkbox"/> Thunder and lightning
--	--

Identify the main topic.

Suggested Read A

2nd Grade Reading Informational Lesson

RI.2.2- Lesson 2

I can identify the main topic of an entire text or within one specific paragraph.

Identify the main topic of a multi-paragraph text, as well as the focus of specific paragraphs within the text.

Mini-Lesson Focus: How to identify the main topic.

Activities to Teach:
Step 1: Teacher will create an anchor chart teaching students about what a main topic is. He class makes notes about how to determine it while reading or listening.

Materials:
Anchor chart, paper, markers, sticky notes.

Recycling Plastic

Many of the things that we use everyday can be recycled. For example, most plastic bottles and jugs can be recycled. This means that they melt the plastic down and create new products out of the new plastic. It is good for the Earth when we recycle plastic instead of throwing it in the trash. So, next time you use a plastic bottle, remember to recycle.

Who Has These Feet? by Laura Hubert
Hippos are by Jonathan
The Museum Book by Jan Mark
Martin's Big Words by Doreen Rappaport

Brushing your teeth

Brushing your teeth is very important. Eating and drinking during the day leaves unwanted sugar and food buildup in our mouths. We need to brush our teeth twice a day in order to keep our mouths healthy.

There are many different types of vegetables. They come in different shapes, sizes, colors and tastes. Some vegetables grow above ground and some grow under ground. All vegetables help us stay healthy.

Main Topic & Details

Your team should pick one of the following and identify the main topic and write two key details.

What main topics did you pick?

Share with your team.

What is one fact about the main topic?

2nd Grade Reading Informational Lesson

RI.2.2- Lesson 3

I can identify the main topic of an entire text or within one specific paragraph.

Identify the main topic of a multi-paragraph text, as well as the focus of specific paragraphs within the text.

Mini-Lesson Focus: Key Details

Activities to Teach:
Step 1: Teacher will create an anchor chart teaching students about what a key detail is and how to find it in a text. He class makes notes, discuss how key details support main topic or display main topic and discuss.
Step 2: Teacher will put a main topic on the display and read it aloud. Students will participate in a three-minute activity. They will write up about the text.

Materials:
Anchor chart, paper, markers, sticky notes.

Key Details

A **key detail** is a fact that supports the main topic, which is what the text is mostly about.

Finding the Main Topic

Read a book with your partner. Complete this page about main topic.

What is your book title?

What is the main topic of your book?

Key Detail #1: _____
Key Detail #2: _____
Key: _____

2nd Grade Reading Informational Lesson

RI.2.2- Lesson 4

I can identify the main topic of an entire text or within one specific paragraph.

Identify the main topic of a multi-paragraph text, as well as the focus of specific paragraphs within the text.

Mini-Lesson Focus: Paragraph Main Topics

Activities to Teach:
Step 1: Teacher will read about a multi-paragraph text about rainforests. As he or she reads, they will place sticky notes around each paragraph with a different colored pen. Then they will make how to go back to each paragraph and find the main topic for the different paragraphs.
Step 2: Students will work in groups of three to pick one of the four topics displayed on the board. They will work together to create four paragraphs about the topic they choose. First, they must identify the four subtopics within the main topic to write their paragraph about.
Step 3: Students will work with partners to read a text about ocean life. They will read the text, through twice, then determine the main topic for each given paragraph. They will check their answers with a nearby group for validation.

Materials:
Anchor chart, paper, markers, sticky notes.

Rain Forests

Rain Forests have a lot of plants and animal life. The reason they have so many plants and animals is because of the climate. It is a forest, it rains a lot. The constant amount of water helps plants grow and attracts animals to live here.

The types of animals that people can find in a rain forest range from tiny insects to large wild cats. All of the animal groups can be found in the rain forest. Snakes, amphibians, birds, fish, insects, and mammals are all found in the rain forest.

Some people may visit rain forests. Some do it to see the beauty of the forest while others do it to try to take an adventure. Some rain forests are easier to walk through than others, but people should always be very careful in a rain forest.

the desert

rain forests

ocean animals

playgrounds

Write a Paragraph

Topic: _____
Topic: _____
Topic: _____
Topic: _____
Topic: _____
Topic: _____
Topic: _____
Topic: _____
Topic: _____
Topic: _____

Ocean Life

Paragraphs _____
Main topics of each paragraph _____

There are many types of ocean animals. Some of the animals are as small as plankton, while others are as big as blue whales. Most of the animals underwater are fish, but there are a few mammals.

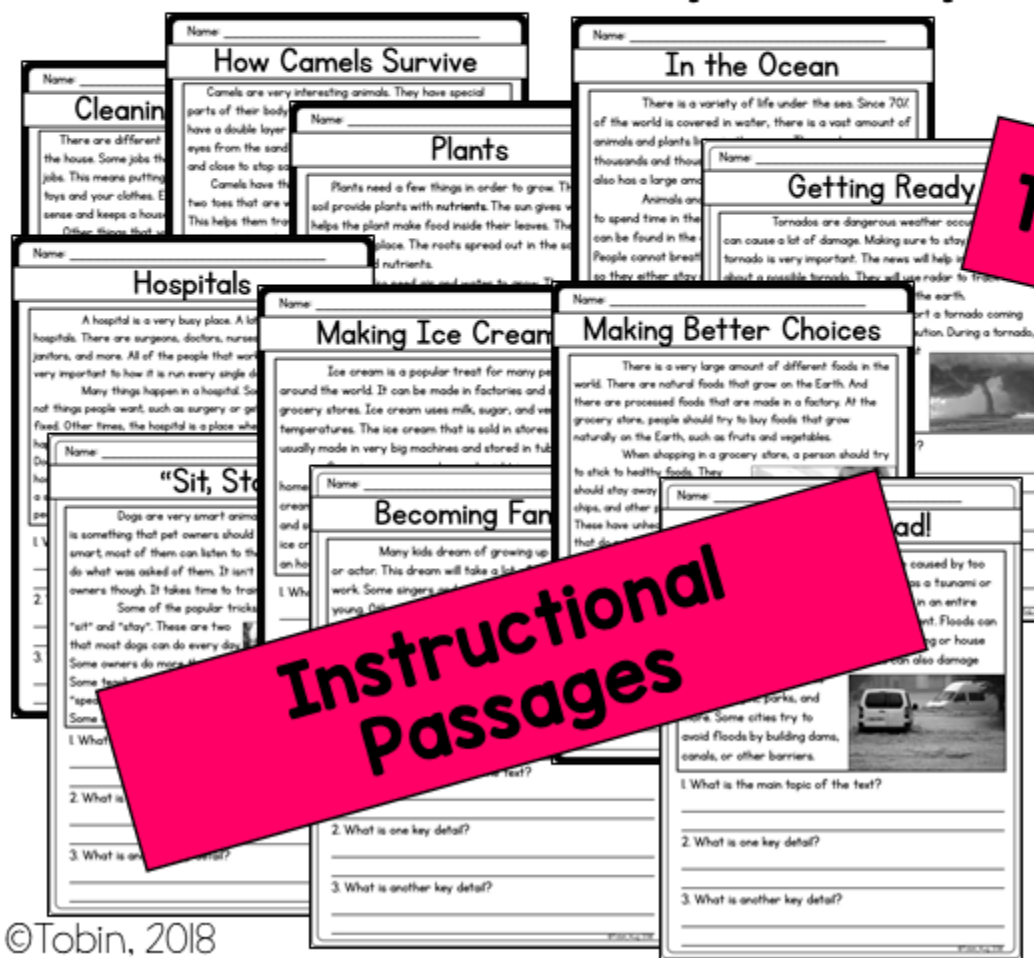
There are also plants in the ocean. Some of these plants are seaweed, which is a very popular ocean plant. Kelp and algae are two very common plants that can grow in the ocean too.

People also like to swim in the ocean. Some people may walk in the ocean waves, while other people may scuba dive deep into the ocean water.

home
smart
comm
help
p
share
airp
pu
movie th
transportation

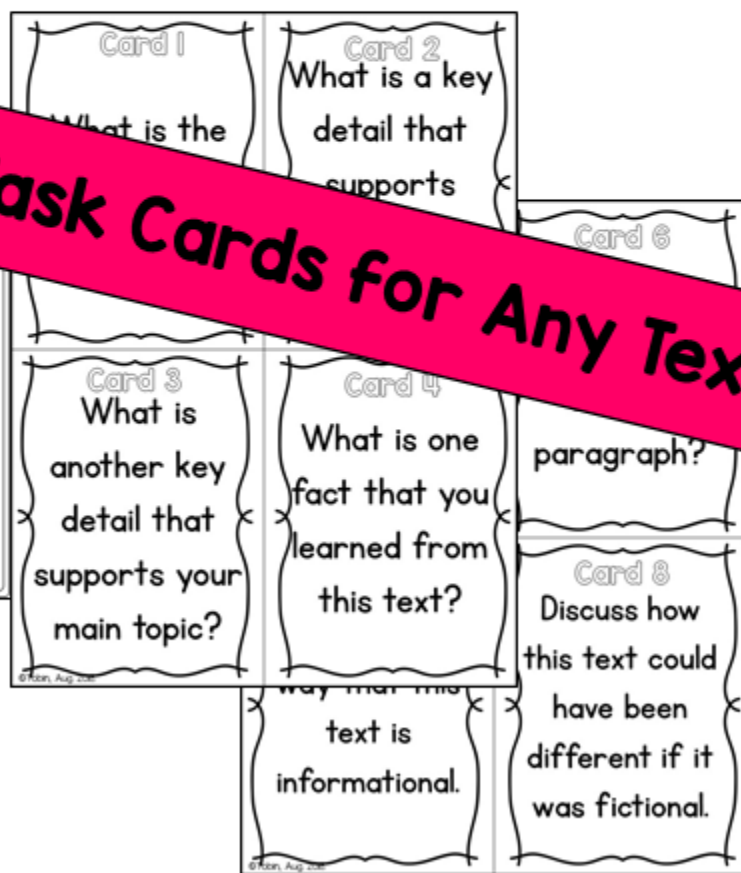
Extra Resources

You're also provided with **passages** that will help guide instruction, as well as **graphic organizers**, **task cards**, and **interactive notebook templates** to use with any read-aloud or independent practice text.



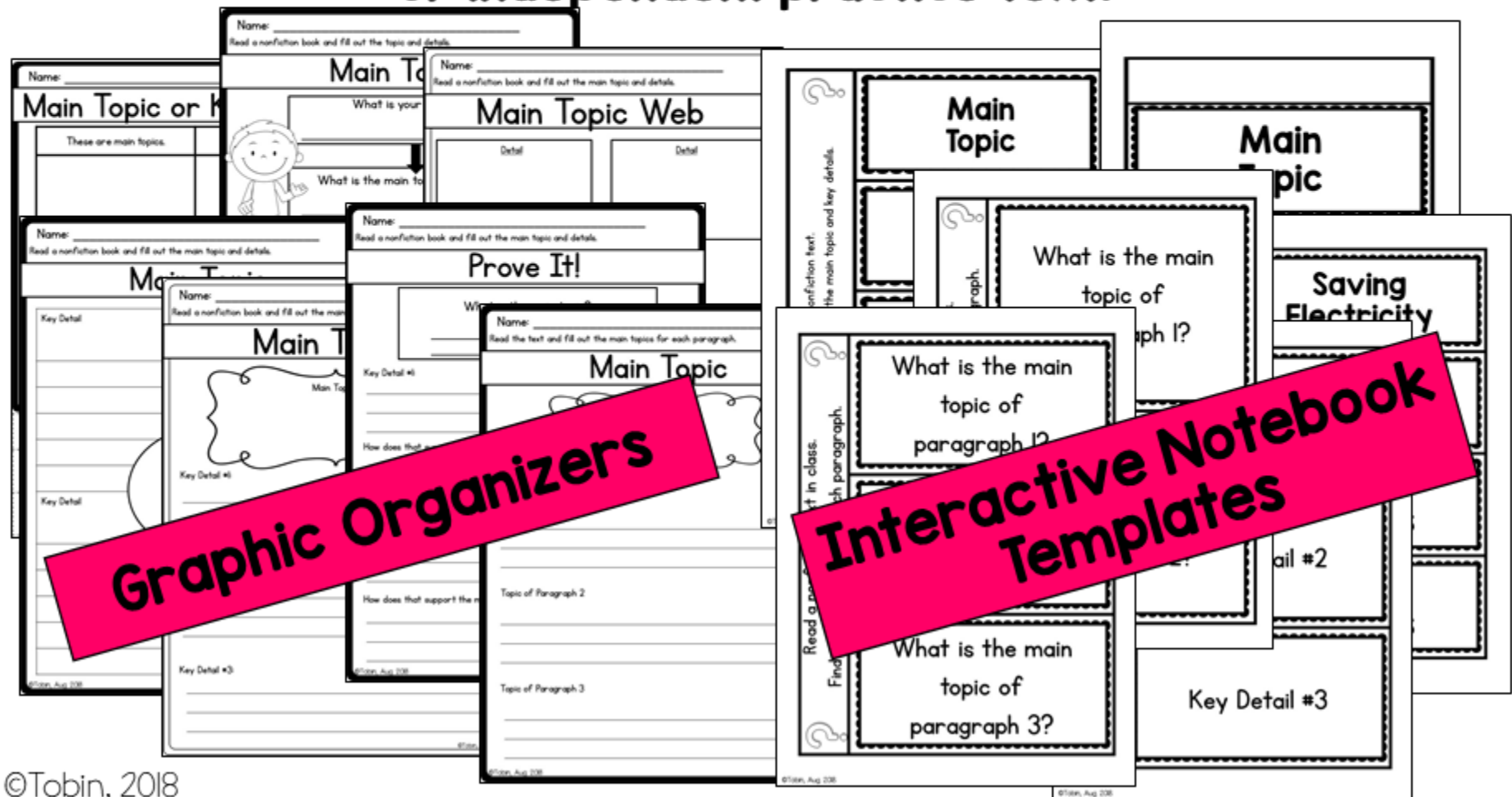
Task Cards for Any Text

Instructional Passages



Extra Resources

You're also provided with **passages** that will help guide instruction, as well as **graphic organizers**, **task cards**, and **interactive notebook templates** to use with any read-aloud or independent practice text.



Digital Additions

Two pieces of this reading unit have been converted into digital options. The passages and graphic organizers now come in Google Slides.

What you need:

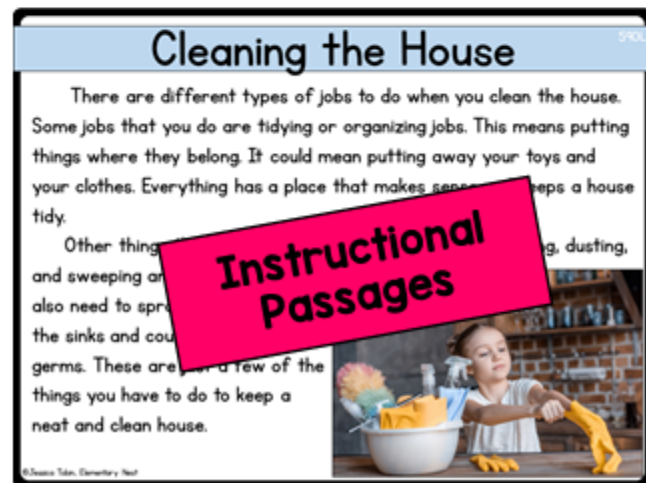
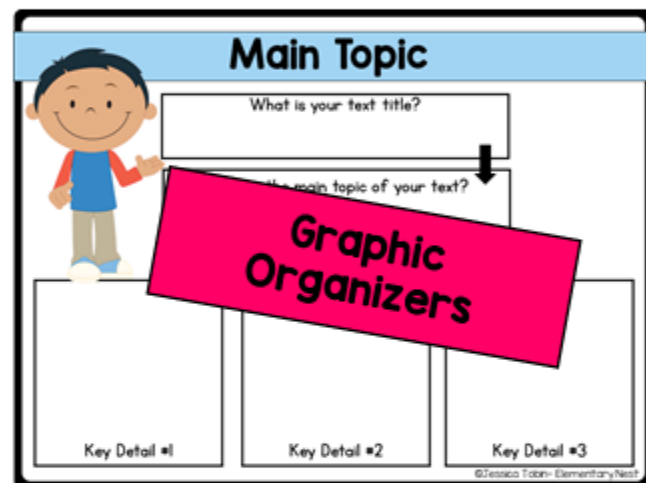
- A Google Classroom account

What to do:

- Open document using links below.
- Click "make a copy". This will be your master copy.
- Make another copy to share with your students. Get the shareable link using the 'Share' button in the top right corner.

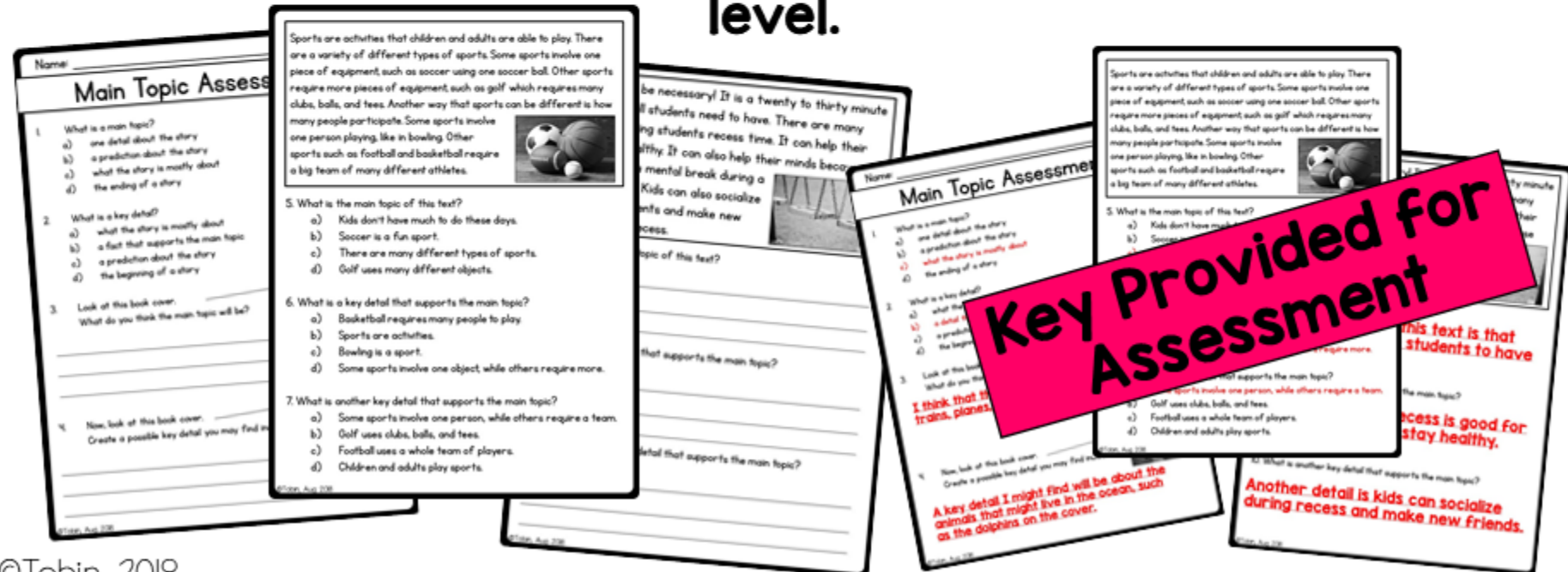
Options for sharing:

- Copy the *specific slide* you need and share it with your students.
- Share the *entire presentation* for them to fill out by a certain date or for use when they are reading independently.
- Create a folder for your students to access whichever ones they want/need.



Assessment

The unit is wrapped up with a summative assessment. Within this assessment, the students are asked a few questions about the standard itself. Then, they are asked to perform tasks aligned with that standard. There are two short texts, one with multiple choice texts and one with short answer. In the beginning and middle of the year, I suggest reading the assessment aloud to the class as they take the test. That way, they are tested on the actual skill, not their reading level.



Bundle Opportunities

If this layout looks ideal for your classroom, and you know you'll be needing resources like this for **all** standards included in Common Core, check out the bundles that save you money!

Literature Domain

2nd Grade RI (Informational) BUNDLE

Created by Jessica Tobin

-or-

All 6 ELA Domains

ALL-YEAR ELA 2nd Grade

Created by Jessica Tobin