

**5 texts per
standard**

**Recording
sheet for
each text**



**1 text set =
8 cards
(1 picture card, 1 text card,
6 questions)**

SET 1: RI.K.1

5 texts-
each text is
1 page

Recording
sheet for
each text

Name: _____

Read the stories, then answer the questions here.

Text #1-1

Panda Bears

Question 1

Question 2

Question 5


Question 6

©2008 Elementary Nest




Panda Bears Question 3

Where can pandas be found?



Panda Bears Question 4

What is covering a panda's body?




Panda Bears Question 5

What does a panda

Panda Bears Question 6

What question can you ask about pandas?



Panda Bears Question 1

What is this text about?

Numbered Questions

**Label #1-1:
Standard 1
Text 1**

STANDARDS

RI.K.1	With prompting and support, ask and answer questions about key details in a text.
RI.K.2	With prompting and support, identify the main topic and retell key details of a text.
RI.K.3	With prompting and support, describe the connection between two individuals, events, ideas, or pieces of information in a text.
RI.K.4	With prompting and support, ask and answer questions about unknown words in a text.
RI.K.5	Identify the front cover, back cover, and title page of a book.
RI.K.6	Name the author and illustrator of a text and define the role of each in presenting the ideas or information in a text.
RI.K.7	With prompting and support, describe the relationship between illustrations and the text in which they appear (e.g., what person, place, thing, or idea in the text an illustration depicts).
RI.K.8	With prompting and support, identify the reasons an author gives to support points in a text.
RI.K.9	With prompting and support, identify basic similarities in and differences between two texts on the same topic (e.g., in illustrations, descriptions, or procedures).

Want digital? Read here!

These digital task cards are the same reading passages from my RIK comprehension task cards. They've just been recreated into full-sized Slides.



These reading passages are meant to be used with Google Slides.

To open each set of comprehension task cards, click on the standard boxes on the [following page](#). These links will open Google Slides presentations that contain 5 passages per standard that are specific to each RI standard.

What you need:

-A Google Classroom account

What to do:

- Open document using links on next page.
- Click "make a copy". This will be your master copy. Name it whatever you'd like.
- Make another copy to share with your students. Get the shareable link using the 'Share' button in the top right corner.

Options for sharing:

- Copy the *specific set of slides* you need and share it with your students.
- Share the *entire presentation* for them to fill out by a certain date or for use when they are reading independently.
- Create a comprehension task card folder for your students to access whichever ones they want/need.