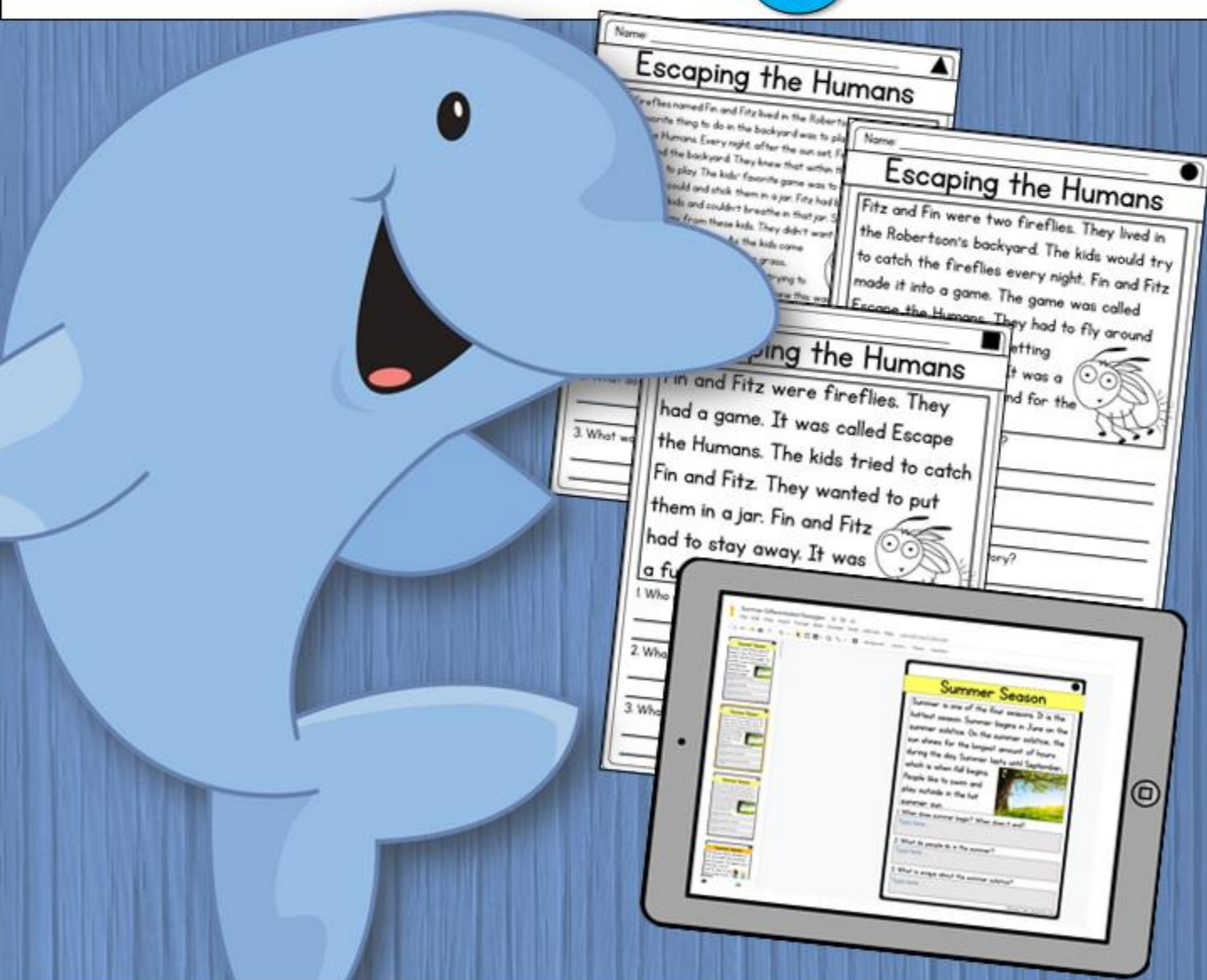


Differentiated Summer Passages



Created by Jessica Tobin

ALL ABOUT...




	Level 1	<u>Beginning readers:</u> Simple sentences and simple vocabulary
	Level 2	<u>Growing readers:</u> More complex sentences with words that may be tougher to decode.
	Level 3	<u>Advanced readers:</u> Complex sentence structures, longer sentences, and harder vocabulary words

Table of Contents

Summer Season (NF)	Fireflies (NF)
Summer Games (F)	Escaping the Humans (F)
Dolphins (NF)	4th of July (NF)
Swimming with Humans (F)	Birthday Fireworks (F)
Islands (NF)	Ants (NF)
Stranded! (F)	Picnic Infestation (F)
Oceans (NF)	
An Unlikely Friendship (F)	


ONE EXAMPLE

©1999, 2000

Name: _____

Summer Games

The Summer Games will be held in my yard tonight. Kids and parents will play fun games. This happened on Saturday. I can not wait for them to come over so that we can start playing.



1. What is going to happen at night?


2. What are the Summer Games?

3. How does the narrator feel?

Name: _____

Summer Games

It was my family's turn to host the Summer Games. The entire neighborhood came over to play. The kids and parents competed in games. I was most excited for the Balloon Pop and Log Balancing games. Our entire backyard was set up and ready. I couldn't wait for my friends and their families to get here!



1. What are the summer games?


2. What was the narrator excited for?

3. What did the narrator's family do in their backyard?

Name: _____

Summer Games

The neighborhood has the Summer Games. All of the families are home for summer break, so we invented the Summer Games to play every weekend. This past weekend had the best of the year and it was my family's turn to host the Summer Games. We transformed our backyard into a huge obstacle course. Different games for parents and kids to play. The most popular games going forward to the most were Balloon Popping and Log Balancing. Hoping to win at least one Summer Games prize. All the families had fun. Mom and Dad were on the games and the kids began soon afterward.




1. What do you think the narrator's family do in their backyard to prepare?

2. What are some Summer Games that they could play?

Name: _____

Summer Season

Summer is one of the four seasons. It is the hottest season. Summer begins in June on the summer solstice. On the summer solstice, the days are the longest amount of hours in the year. Summer lasts until September, when fall begins. People like to swim and play outside in the hot sun.



1. When does summer begin? When does it end?


2. What do people do in the summer?

3. Write a sentence about the summer solstice?

Name: _____

Summer Season

Summer is the hottest season. It begins in June. The first day of summer has the most sunlight. The weather is sunny and hot. It lasts until September. People like to swim and play outside.



1. What is the weather like in summer?


2. When does summer begin?

3. What do people do in the summer?

Name: _____

Summer Season

Summer is one of the four seasons. During this season, the days are the longest and the sun shines for the longest amount of hours. Summer begins on the summer solstice in June. The summer solstice is one day of the year that has the most sunlight. During the summer, the sun rises earlier and sets later than in any other season. Summer lasts for three months and ends in September. During the summer, people may want to play outside because of the hot weather. People like to swim and play outside in the summer days.



1. What do you think people do in the summer?

2. Write a sentence about the summer solstice.

3. What do you like to do in summer?

4. Write a sentence about the summer.

©1999, 2000

DIGITAL

The differentiated passages are now available in Google Slides format.

To open each set of differentiated passages, click on the link below after reading these instructions. These links will open Google Slides.

What you need:

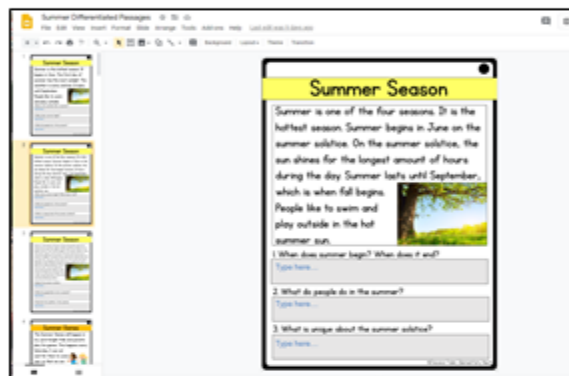
-A Google Classroom account

What to do:

- Open document using link on the bottom of this page.
- Click "make a copy". This will be your master copy. Name it whatever you'd like.
- Make another copy to share with your students. Get the shareable link using the 'Share' button in the top right corner.

Options for sharing:

- Copy the *specific slide* you need and share it with your students.
- Share the *entire presentation* for them to fill out by a certain date or for use when they are reading independently.
- Create a graphic organizer folder for your students to access whichever ones they want/need.



CLICK HERE FOR DIGITAL ACCESS.