

Back to School ELA

This kindergarten Themed ELA set is all about back-to-school! There are multiple activities for each domain that you can add into your ELA block.



Each domain will have 3-4 activities. The domains are Reading Literature, Reading Informational, Writing, Speaking and Listening, Language, and Foundational Skills. There will be a mix of hands-on partner, whole group, and independent activities.

This resource is an add-on to the ELA units I have created for Common Core. All of these activities are standards-based activities. What makes these unique is that they are themed to a holiday or a season!

RL Activities

RL= Reading Literature (Fiction)

RL Activities

Activity 1: Story Elements (RL.K.3)

Teacher will read aloud a passage to the students while displaying the story. Then, students will answer task card questions during Mix-Pair-Share. They will mix up around the room, pair up with a new partner, and share the answer to the story elements questions.



Activity 2: Using Illustrations (RL.K.7)

Teacher will show one card at a time and allow students to study the picture and discuss the picture with a partner. Then, the teacher will read aloud the three questions. Students will turn and talk to a partner to answer each question about the picture.



Activity 3: Author & Illustrator (RL.K.6)

Teacher will display one book image at a time. The teacher will read the story excerpt on the card. After, they will discuss the roles that the author and illustrator had on each card. Students will turn and talk to identify what the illustrator drew on each page and what the author wrote about on each page.



Activity 4: Answering Questions (RL.K.1)

Teacher will read aloud a passage to the students while displaying the story. Then, students will answer task card questions during Mix-Pair-Share. They will mix up around the room, pair up with a new partner, and share the answer to the questions.



Our First Story Time



Miss Hart told her class that every day after lunch is a special time. After lunch is story time. During story time, Miss Hart reads to the students on the carpet. She picks great books to read the story. At the first story time, Miss Hart read the story about a dinosaur.

Who is the story about?



Where does the story take place?



When does story time happen?




What kind of story does Miss Hart read?



How many kids sit at a table?
How do the students feel about it?
What activities do kids do in the room?



What is the class pet?
How does this student feel about it?
Where does the pet stay?



What are the students doing?
How are their bodies faced?
Are the students showing good behavior?



Where do the kids sit?
How do they feel?



Where do the kids sit?
How do they feel?



We wash our hands.



We put our supplies in a bucket.



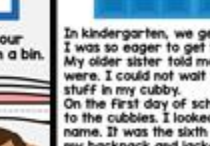
We put our books in a bin.



They play ball at recess.



The kids line up for lunch.



She raises her hand to ask a question.

My First Cubby



In kindergarten, we get to use a cubby. I was so eager to get to use a cubby. I could not wait to put all my stuff in my cubby. On the first day of school, I went to the cubbies. I looked to find my cubby. It was the sixth cubby. I put my backpack and jacket on the cubby. I put my lunch in the bottom. I stayed by the cubbies all day. But teacher asked us to come to the cubbies. I can't wait until I get to go to the cubbies.

What color are the cubbies?

How does the character feel?

What is the first thing she did on the first day?

Which cubby was the character's cubby?

What did she put in her cubby?

Where did she go after she put her stuff away?

RI Activities

RI= Reading Informational (Nonfiction)

RI Activities

Activity 1: Answering Questions (RI.K.1)

Teacher will read aloud a passage to the students while displaying the text. Then, students will answer task card questions during Mix-Pair-Share. They will mix up around the room, pair up with a new partner, and share the answer to the questions.



Activity 2: Asking Questions (RI.K.1)

Teacher will display one question strip at a time. Then, students will turn and talk with a partner to decide if the question is a good question that will give more information. If the question is *not* a good question to ask, they will provide a real question that would help get more information.



Activity 3: Author & Illustrator (RI.K.6)

Teacher will display one book image at a time. The teacher will read the story excerpt on the card. After, they will discuss the roles that the author and illustrator had on each card. Students will turn and talk to identify what photograph the illustrator included and what the author wrote about on each page.



Activity 4: Images in a Text (RI.K.7)

Teacher will read a passage aloud. After the story is read aloud, students will be grouped into groups of 2 or 3. The groups will sort the images that were from the text and not from the text (3 yes and 3 no). After the students sort the cards, the teacher will reread the passage. Students will listen, self-checking their picture cards.



Bus Safety



Buses take kids to school and bring them home. When you get on a bus, there are rules. You may have an assigned seat. If you do, always sit in that spot. When you're on the bus, your back should touch the seat and your feet should try to touch the floor and stay while the

What is this text mostly about?



What do buses do?




Where should your feet be when you sit down?



What should your voice be?



Is this safe behavior on the bus?



What do kids do during carpet time?




What does lettuce taste like?



What is one color the girl has on?



What school supplies are useful?



Is the



Kids wait in line to get on their bus.



The bus driver says hello to all bus riders.



At school, kids will write and draw.



At school, kids will read books.



Backpacks hold school supplies.



Backpacks can come in all colors.



Some students pack lunch from home.



Some students buy lunch from the school.



Your First Day

Your first day of kindergarten might be different than other days of the year. On the first day, you are learning about the school. You are learning where you sit. You are learning how to line up. Your teacher will read you a few stories about the first day of school. You will also unload and organize your school supplies. You'll get a pencil and some crayons for your spot. You will also walk to areas of the school to learn how to use them. One of these spots is the cafeteria. Your teacher may teach you how to walk through the lunch line and what table your class needs to sit at. You may also learn about rules and expectations in your classroom. You will even get to meet all your new friends and classmates.










W Activities

W = Writing

Writing Activities

Activity 1: Narrative Sequencing (WK.3)

(Two card sets included for two rounds of this activity.)
Students will use four picture cards to put a sequenced event in order. Then, they will order their "first, next, then, last" transition word cards to verbally retell their narrative story. Repeat with second story set.



Activity 2: Informational Sentences (WK.2)

Prior to this activity, teacher will introduce an informative sentence to students. Students will draw a sentence strip. They will read the sentence about the school supply, then trace the informative sentence about this school supply.



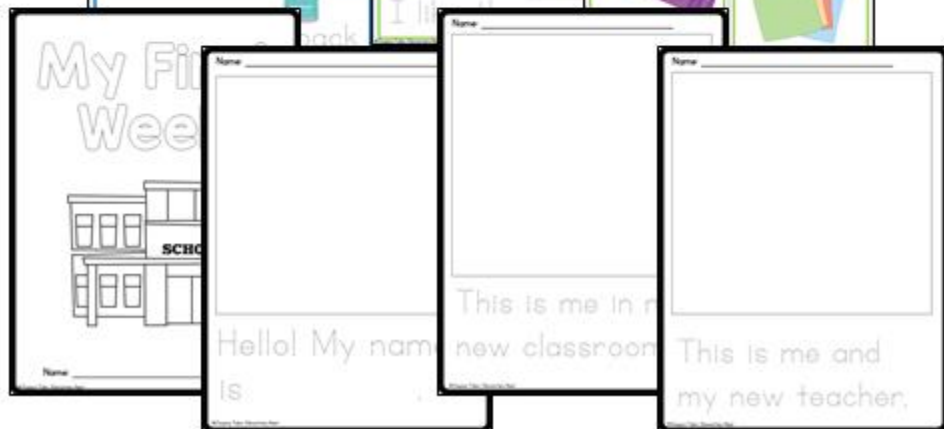
Activity 3: School Supply Opinion (WK.2)

Students will work with a partner. They will place the school supply cards face down. Then, they will draw two cards at a time. They will decide which school supply they like more. They will trace the "I like the" words, then fill in the school supply they chose. They will return the cards, then repeat for all five sentences on their recording sheet.



Activity 4: First Week of School Writing (WK.3)

Students will independently complete a first week of school packet. There are three pages in this writing practice packet. The first page includes an illustration and name writing practice. The second page includes a classroom illustration page. And finally, the third page includes a teacher illustration page.



SL Activities

SL= Speaking and Listening

Speaking & Listening Activities

Activity 1: Conversations (SL.K.1)

Students will Mix-Pair-Share for each talking card. Students will mix up around the room. When the teacher says stop, they will pair up with the closest person and share. Students will share their personal experience with the card that the teacher displays on the board. Each student gets 30 seconds to share, then mix up again.



Activity 2: Building a Story (SL.K.1)

Students will "turn and talk" with the person sitting next to them to build a story. The teacher will pull a character card and a setting card, then the students must verbally communicate to create a story together, building off of each other's ideas.



Activity 3: Understanding Oral Read Aloud (SL.K.2)

Teacher reads aloud a fictional text about back-to-school. Then, page by page, students will discuss the story. After each page is read, students will turn and talk to one another about what events happened on each page.



Suggested Reads: How to Get Your Teacher Ready, Kindergarten Here I Come, If You Take a Mouse to School, Don't Let Pigeon Drive the Bus, The Day You Begin

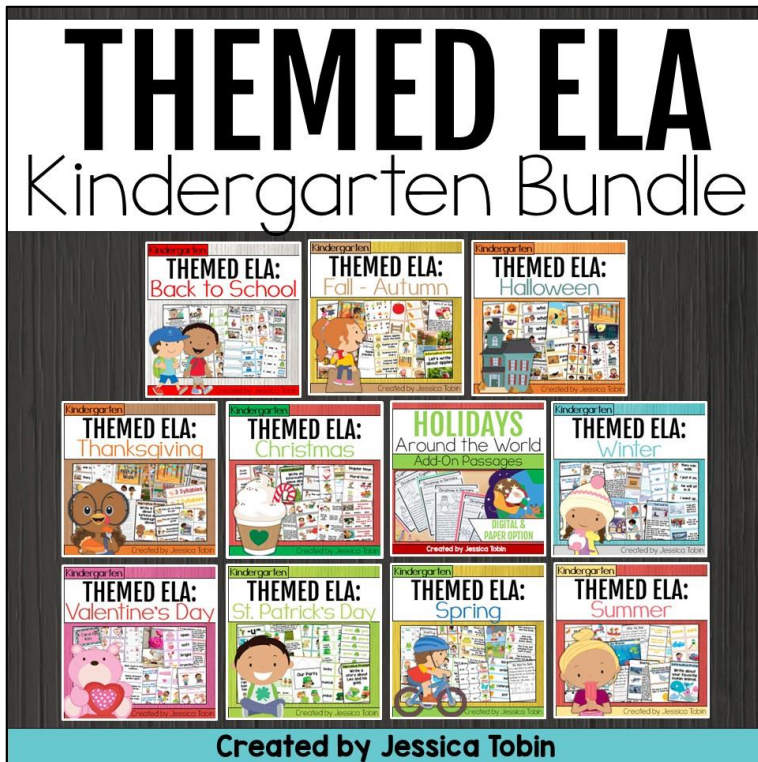


Bundle Opportunities

Like this unit and looking for more like it?

The bundle of kindergarten Themed ELA contains add-on activities for many holidays and seasons. The All-Year ELA is the curriculum that this Themed ELA accompanies.

Themed ELA Bundle



-or-

All 6 ELA Domains

