

Differentiated Winter passages



Created by Jessica Tobin

ALL ABOUT...




	Level 1	<u>Beginning readers:</u> Simple sentences and simple vocabulary
	Level 2	<u>Growing readers:</u> More complex sentences with words that may be tougher to decode.
	Level 3	<u>Advanced readers:</u> Complex sentence structures, longer sentences, and harder vocabulary words

Table of Contents


Winter Season (NF)	Snowmen (NF)
Winter is Here (F)	Snow Friends (F)
Dangerous Weather (NF)	Polar Bears (NF)
Covered in Ice (F)	Hide and Go Seek (F)
Sledding (NF)	Penguins (NF)
Let's Go Sledding (F)	Penguin Games (F)
Skiing (NF)	Winter Sports (NF)
My Brother's Contest (F)	The Winter Games (F)
Iditarod (NF)	Groundhog Day (NF)
Dreaming of the Iditarod (F)	Is Winter Over? (F)

ONE EXAMPLE

Name: _____

Skiing

You can ski in the winter. It is a hard sport. There are two long poles. They go on your feet. There are also two poles. They help you. You ski down hills on your two skis. It can get very hard.




1. What equipment is in this winter sport?
2. Why do people need the two poles?
3. How does the picture help you understand the text?

Name: _____

Sledding

Sledding is a fun activity that people do in the winter. A sled is a plastic or wooden item that glides along the snow. In order to sled, people need to find a hill. Sleds will not move far on flat land. Once people find the top of a hill, they sit in the sled, push off, and sled to the bottom. This is a fun winter activity.




1. What is a sled?
2. Why does a person need to find a hill when sledding?
3. How does someone sled?

Name: _____

Sledding


Sledding is a fun activity that people do outdoors in the winter. A sled is a piece of equipment made out of plastic or wood. To sled, you need to find the top of a hill. When people sled, they push off the top of the hill, the better, because they will get a good start. They can't sled along flat ground because it won't move very far without a hill. When people find a hill, they will sit in the sled, and then push off. Sometimes sled riders push them from the top of the hill so they sled faster. Sledding is a fun activity to do in the cold winter.



Name: _____

My Brother's Contest

My brother likes to ski. He has skied since he was little. Today, he was in a skiing contest. He raced with other skiers. I told him good luck. He came in third place. He was very happy.




1. What does the brother like to do?
2. What did he do in the contest?
3. Why was he very happy?

Name: _____

My Brother's Contest

Every winter, my family goes to watch my brother compete. He has been skiing since he was little. He is very good at skiing. I always see him shivering in the cold at his contests, but he picks up to him. He always wins first place by getting down the snowy slope so quickly. Today, he beat the other kids by 30 seconds.




1. What does the brother do?
2. What does the character not like going to the contests?
3. What did his brother do this week?

Name: _____

My Brother's Contest

Skiing is a very big part of my family. My brother has been skiing since he was little. Every winter, we spend our weekends at the ski resort. We don't always love going to the competitions, but we do in the winter. Once my brother starts a race, I look up to him. He is so talented. Last year, we were at the fifth contest of the season. He was against four other twelve-year-old boys. As the whistle blew, my family started cheering. He went closer and closer to the finish line, going faster and faster. He went around a huge tree, and then he won. He won by thirty seconds.



1. What does the brother like to do?
2. What does the character not like going to the contests?
3. What did his brother do this week?

DIGITAL

The differentiated passages are now available in Google Slides format.

To open each set of differentiated passages, click on the link below after reading these instructions. These links will open Google Slides.

What you need:

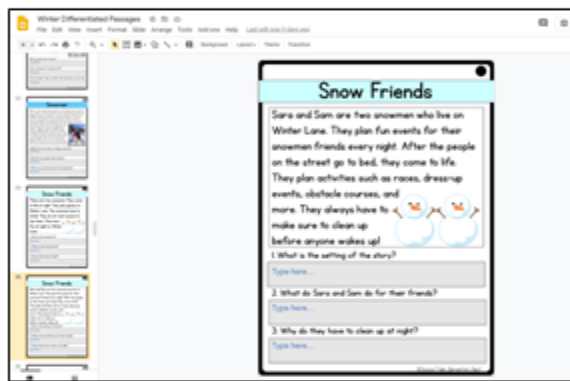
- A Google Classroom account

What to do:

- Open document using link on the bottom of this page.
- Click "make a copy". This will be your master copy. Name it whatever you'd like.
- Make another copy to share with your students. Get the shareable link using the 'Share' button in the top right corner.

Options for sharing:

- Copy the *specific slide* you need and share it with your students.
- Share the *entire presentation* for them to fill out by a certain date or for use when they are reading independently.
- Create a graphic organizer folder for your students to access whichever ones they want/need.



CLICK HERE FOR DIGITAL ACCESS.